



TOOLS & EQUIPMENT

For the professional!



Groz has always exceeded the expectations of tool manufacturers and users the world over. Groz carefully makes each tool under stringent quality control processes that are achieved in a hi-tech environment spread over 500,000 square feet



Total quality & control via advanced horizontal & vertical machining centres



Robotically armed & conveyORIZED double booth powder coating plant with a capacity of 15 million sq inches / month



Pressure die casting - PLC controlled semi automatic equipment



Multi-station Cold Forging Shop with equipment from NEDSCHROEF, Belgium, for manufacture of high volume automotive parts, sockets etc.



Multi-Spindle Turning Machines - Davenport's for high volume production & concentricity



Design Center, with high end software & equipment to develop custom solutions

QUICK FACTS



YRS IN BUSINESS

40+



GLOBAL REACH

82 COUNTRIES



SELLING POINTS

5,000



SKU'S

12,000



EMPLOYEES

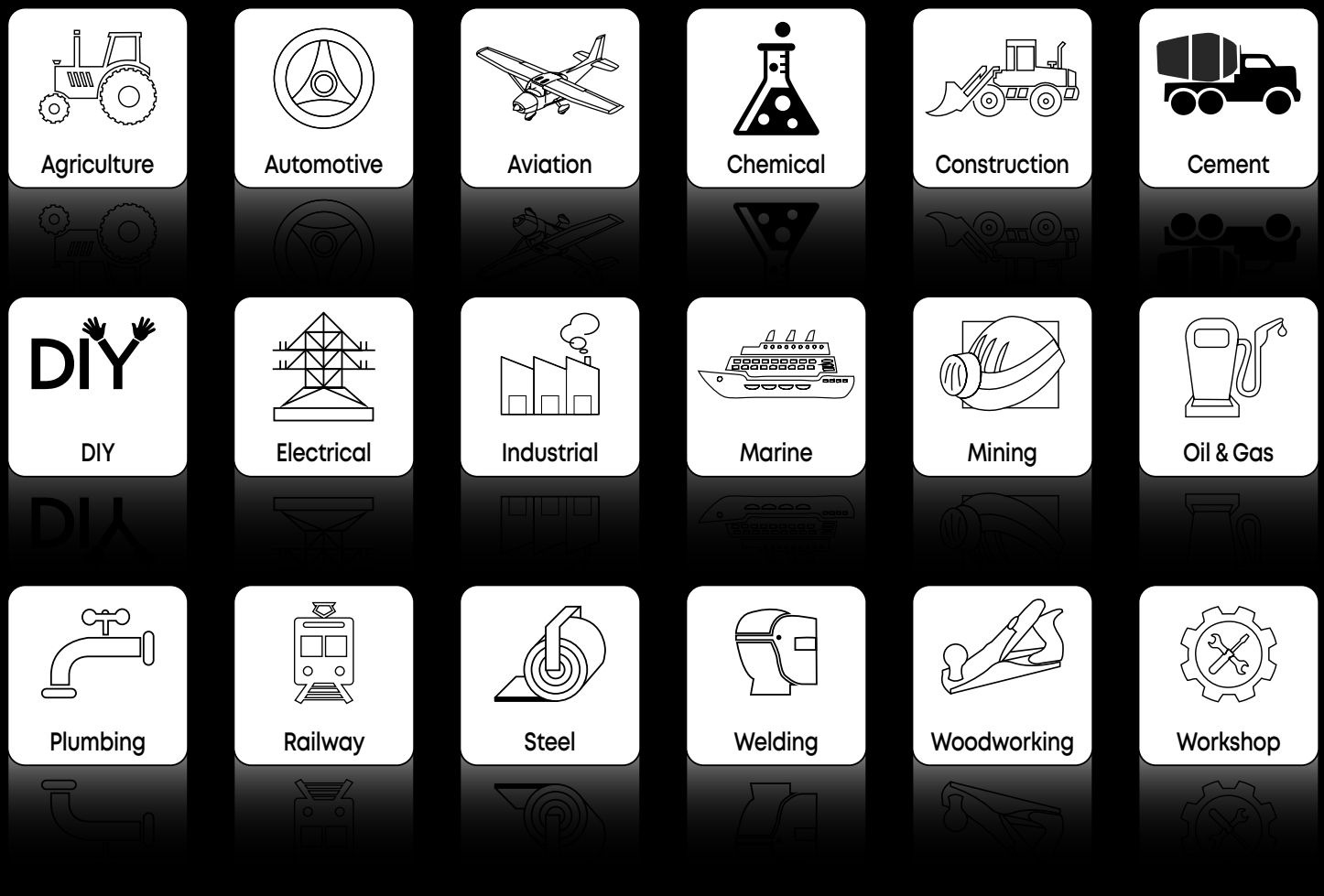
2,592



ENGINEERS

125

INDUSTRIES WE SERVE



TERMS & CONDITIONS

Technical Data: All drawings, weights, dimensions, the descriptions & illustrations contained in the company's catalogues are only approximate and intended merely to give a general description of the goods described therein.

Specifications: Whilst every effort has been made to ensure accuracy of information given in this catalogue at the time of going to print, JANUARY 2022, our policy of continuous improvement determines the right to change specifications without notice. Customers must ensure that goods are suitable for the purpose intended.

Delay in Delivery: Delay in completion of work, delivery or in case of a contract for delivery by installments, delay in delivery of an installment shall not give rise to any liability upon the company whether or not any time of date is given in this respect and shall not entitle the customer to terminate the contract.

Liability: All goods are guaranteed to do the work for which they are designed. If the goods or any part thereof are defective solely as a result of faulty materials or workmanship of the company, the company's liability shall be limited, at its discretion either to replacing such goods or the defective parts. But no such liability shall arise unless notification of any defect is received by the company in writing within 90 days from the receipt of goods by the buyer and the allegedly defective goods are thereafter returned to the company carriage paid with appropriate pre-notification.

Indemnity: The customer shall indemnify the company against all claims in respect of any loss, injury or damage sustained by a third party arising from the sales of the goods to the buyer how so ever caused and also against all actions, proceedings, costs, claims, demands and expenses made, brought or claimed against the company in respect of the infringement of any patent, trademark or registered design.



Quality Assurance Statement

The satisfaction of all customers is the fundamental principle of the GROZ corporate philosophy

GROZ stands committed to the quality of its products and service with the assurance of complete back-up support

With a wide range of products, prompt service and vast experience, GROZ remains dedicated to the customer



INSIDE

I

PROFESSIONAL HAND TOOLS



SOCKETS & SOCKET ACCESSORIES

Hand Sockets	9
Socket Accessories	13
Slim Line Ratchet Handles	16
Push Through Ratchet Handle	17
Round Head Ratchet Handle	17
Hand Socket Sets in Metal Cases	18
Pear Head Ratchet Handle	18
Hand Socket Sets in Blow Moulded Cases	19
Hand Socket Sets On Rails	20
Impact Sockets Hex	22

IMPACT & RATCHET WRENCHES

3/8" Drive Impact Wrench	27
1/2" Drive Impact Wrench	28
1/2" Drive Angle Impact Wrench	30
3/4" Drive Impact Wrench	31
1" Drive D-Handle Impact Wrench	32
1" Drive Impact Wrench	33
1/2" Drive Ratchet Wrench	34
3/8" Drive Ratchet Wrench	34

AUTOMOTIVE TOOLS & ACCESSORIES

Strap Wrench	35
Piston Ring Compressors	36
Tyre Levers	36
Gear Pullers	37
Quick Change Ratcheting Gear Pullers	38
Hydraulic Bottle Jacks	39
Hydraulic Floor Jack 3 Ton	40

SCREWDRIVERS & HEX KEYS

Screwdrivers Acetate Grip	41
Screwdrivers Cushion Grip	42
7 pc Insulation Screwdrivers Set	43
Hexagon Key Sets	44

TORQUE TOOLS

Professional Ratcheting Torque Wrenches	47
Classic Torque Wrenches	48
Aluminium Torque Wrenches	49
Digital Torque Wrenches	50
Torque Multipliers	52

TOOL STORAGE & ASSORTMENTS

Nylon Tool Bags	53
Back Pack	54
Aluminium Tool Box	55
Mechanic's Tool Kit	56
5 Tray Cantilever Tool Box	57

5 Tray Cantilever Tool Box with Tools	58
Portable Workstations	60
Universal Tool Kit 154 Piece	63
Automotive Tools Kit 84 Piece	65
Automotive Tools Kit 65 Piece	66
Tool Assortments	68

SPANNERS & PLIERS

Reversible Ratcheting Spanners	77
Double Open End Spanners	78
Ring Spanners	79
Insulation Pliers	80
Circlip Pliers	81
Water Pump Pliers	82
Adjustable Wrenches	83
Retra Knife	84
Utility Knife Professional	85
Retractable Utility Knife	86
Heavy Duty Retractable Construction Knife	87
Snap Off Knife	88

STRIKING TOOLS

Club Hammers	91
Sledge Hammers	92
Copper Head Sledge Hammers	93
Brass Head Sledge Hammers	94
Ball Pein Hammers	95
Claw Hammer	96
Cross Pein Hammers	96
Double Face Plastic Mallet	97
"Adjustable Tap & Reamer Wrenches Bar Type"	98
Centre Punches Round Head	98

HACKSAW FRAMES & BLADES

Super Cut Hi-Tension Hacksaw	99
Hacksaw Frame Professional	99
Handyman's Hacksaw	100
2 Jaw Hand Riveter	100

VICES & CLAMPS

Spring Calipers & Dividers	101
G Clamps General Purpose	101
Engineer's Steel Bench Vices	102
Mechanic's Vices / Bench Vices	102

PRECISION VICES

Tool Makers Steel Vice Super Precision	103
Milling Machine Vices Super Precision	103
Angular Machine Vices Super Precision	104
3 Way Tilting Vices Super Precision	104
Sine Vices Super Precision	105
Quick Change Modular Vice	105
Universal Vice Super Precision	106



LED WORK LIGHTS



FLOODLIGHTS

12W LED Floodlight	108
15W LED Floodlight	109
LED 15W 'Super Cool' Floodlight	110
18W LED 'Super Cool' Floodlight	111
27W LED Floodlight	112
30W LED Floodlight	113
45W LED Floodlight	114

LIGHT BARS

36W LED Light Bar	116
72W LED Light Bar	117
120W LED Light Bar	118

WORKLIGHTS

18W LED Rechargeable Worklight	119
30W COB Rechargeable Worklight	121
Heavy Duty Rechargeable COB Worklight	122
7W LED Waterproof Spotlight	124
7W COB Rechargeable Worklight	125
15W COB Rechargeable Under-hood Light	127

FLASHLIGHTS

3W COB Rechargeable Pen Light	128
3W LED Inspection Lamp	129
2W COB Rechargeable Pocket Flashlight	130
3W LED Slim Pen Light	131
Telescopic Magnetic Pick-Up Light	132
360° Swivel Rechargeable Worklight	133
3W COB Pocket Flashlight	134

HEAD LIGHT

3W LED Headlamp With Sensor	135
-----------------------------	-----

IV

FLUID HANDLING EQUIPMENT



GREASING EQUIPMENT

Lever Grease Gun Heavy Duty	137
The Ultimate Lever Grease Gun	137
Lever Grease Gun Dual Piston	138
Lever Grease Guns Heavy Duty - V Series	138
Lever Grease Gun Super Value	139
Lever Grease Guns V Series	139
Mini Lever Grease Gun	140
Pistol Grip Grease Gun	140
Air Operated Grease Gun	141
Mini Pistol Grease Gun - Deluxe	141

Battery Powered Grease Gun	142
Grease Gun Hoses	143
Grease Gun Steel Extensions	143
Quick Lock Grease Coupler	145
Hydraulic Couplers Professional	146
Hydraulic Couplers Standard	146
Hydraulic Couplers Heavy Duty	147
Push-on Grease Couplers	147
Ezee Lube Kit	148
Grease Cartridge	148
Grease Fittings	149
Grease Feeders	150
Portable Greasing System Manual	151
Bucket Greasers	152
Scoop & Swipe Set	153
Foot Operated Grease Pump	154
High Volume Grease Ratio Pump 50:1	155
Air Operated Grease Ratio Pumps 50:1	156
Trolley Mounted Grease Pump Kits	158
maxilube® Air Operated 50:1 Grease Pump	159
Portable Greasing System	159
Grease Control Valve Booster	160
Grease Control Valve Professional	161

OILING EQUIPMENT

Ezee Flow Pumps	162
Lever Action Barrel Pump	162
Rotary Barrel Pump V Series	163
Rotary Barrel Pump	163
Bucket Oil Pump with Meter	164
Bucket Oil Pumps	164
Trolley Mounted Oil Pump Kits	165
Air Operated Oil Ratio Pumps	166
Industrial Duty Air Operated Oil Ratio Pump - 6.5:1	168
Air Operated Stainless Steel Pump 3:1	169
OILMASTER® Air Operated 5:1 Oil Pump	170
Portable Oiling System	170
"r-Series™ Industrial Air Operated Oil Ratio Pumps"	171
Air Operated Double Diaphragm Pumps	173
Air Operated Double Diaphragm Pumps	174
Waste Oil Evacuation Kits	175
Oil Management System	176
Electric Oil Pumps	178
Mechanical Oil Meter	179
Heavy Duty Electronic Oil Meter	180
Mechanical Oil Control Gun	181
Heavy Duty Electronic Oil Control Gun	182
Electronic Pre-Set Oil Control Gun	183

Oil Control Guns	184
Hydraulic Oil Hoses	185
Oil Cans V Series	185
Transfer Gun	185
Flexible Spout Measures	186
Smart Funnels	186
Conical Funnels	187
Fuel & Oil Funnels	187
HOSE REELS	
Metal Hose Reels	188
Air / Water Hose Reel	190
Retracta® Auto Rewind Hose Reels	191
WASTE OIL HANDLING	
Electric Waste Oil Pump	192
Waste Oil Drain Pressurized	193
Heavy Duty Steel Truck Drain	194
Truck Drain	195
Drain Pan	196
FUEL HANDLING EQUIPMENT	
Heavy Duty Explosion Proof High Flow Electric Fuel Pumps	197
Heavy Duty Electric Fuel Pumps Explosion Proof	199
Continuous Duty Electric Diesel Pump	200
Mini Bowser Diesel Refilling System	201
Electric Diesel Pumps	202
Electric Diesel Pump Heavy Duty	203
Industrial Rotary Fuel Pumps	204
Rotary Booster Pump 3:1	205
Mechanical Diesel Meter	206
Digital Fuel Meter	207
Mechanical Oval Gear Fuel Meter	208
In-line Flow Meter	209
Digital Oval Gear Fuel Meter	210
Fuel Control Nozzles Automatic	211
Fuel Control Nozzles Manual	211
Fuel Control Nozzle Metered	212
Dual Plane Fuel Nozzle Swivels	213
Filter Wrench	214
Fuel Dispensing Kits	214
Fuel Filter	215
Fuel Filter Spin - On Cartridge Style	216

DEF HANDLING EQUIPMENT

Electric DEF / Adblue Transfer Pumps	217
DEF / Adblue Transfer Systems	219
Air Operated DEF / Adblue Transfer Pumps	220
DEF Digital Turbine Meter	221
DEF / Adblue Control Nozzle Manual	222
DEF / Adblue Control Nozzle Automatic	223

SPECIALITY PUMPS

Nylon Chemical Pump	224
Plastic Rotary Pump	224
Rotary Drum Pump Stainless Steel	225
Plastic Lever Pump Valve	226
Plastic Lever Pump	227
Siphon Pumps	228

DRUM HANDLING EQUIPMENT

Drum Cradle	229
Drum Dolly	229
Drum Trolleys	231
Drum Wrench	232
Low Profile Drum Trolley	232

AIR LINE ACCESSORIES

Reciprocating Belt Driven Air Compressors	234
2HP Reciprocating Direct Drive Air Compressor	236
Air Blow Guns	237
Air Blow Gun Kit 5 Pieces	238
Polyurethane Coil Hose	239
Filter Regulator & Lubricator - 2 Pc	240
Filter Regulator Combination	240
Digital Pressure Gauges	241
Tyre Inflator Gauge 'V' Series	241
Tyre Inflator Gauge for Cars	242
Tyre Inflator Gauge for Trucks	243

V

LUBRICANTS & PENETRANTS



RUST PREVENTION & REMOVAL

Rust Remover Gel	245
Rust Preventive Lubricant Spray	247
Penetrating Rust Solvent Spray	249

**Screwdrivers
Acetate Grip**



41

**Screwdrivers
Cushion Grip**



42

**Universal Vice
Super Precision**



106

**Lever Grease Gun
Dual Piston**



138

**Air Operated Double
Diaphragm Pumps**



174

**Oil Management
System**



176

**Air / Water Hose
Reel**



190

**Electric Diesel
Pump Heavy Duty**



203

**Air Operated DEF
/ Adblue Transfer
Pumps**



220

**Rotary Drum Pump
Stainless Steel**



225

**Plastic Lever
Pump Valve**



226

**Drum
Cradle**



229

**Air Blow Gun Kit 5
Pieces**



238

NEW ADDITIONS

Our commitment to bring new & innovative tools with the same trust & quality that the GROZ brand stands for, continues even stronger

This catalogue showcases an extension to the range of automotive / workshop tools with the highest number of new additions ever


Carefully designed and manufactured to exacting standards that will continue to make GROZ Tools the #1 choice for professional users worldwide

LOOK OUT
FOR
NEW!
THROUGHOUT
THE CATALOGUE



PROFESSIONAL HAND TOOLS

HAND SOCKETS



Super Grip Profile

Ultra Premium Finish

Knurled Band



All GROZ sockets meet or exceed
DIN 3120 Standard by 30%



Chrome Vanadium Construction

Cold forged from high quality chrome vanadium steel, precisely hardened for increased durability

Ultra Premium Finish*

High quality attractive ultra premium finish provides a scratch proof surface with enhanced protection against corrosion

Super Grip Profile*

GROZ Sockets incorporate the super grip profile that features round points facilitating contact between socket wall & fastener wall, keeping pressure off the corners

This ensures:

1. Transmission of higher torque
2. Firm grip & enhanced engagement
3. Increased durability: Stress concentration in corners eliminated

Knurled Band*

Provides a non-slip grip even in slippery applications found usually in workshops

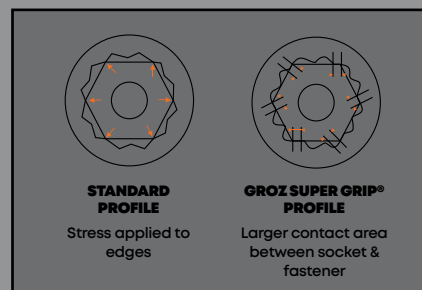
Marking & Branding

Branding & size stamped on each individual socket ensures quick and convenient identification

Hex Sockets with 6 Point Contact

Specially engineered to fit onto & securely grip fasteners. Prevents damage to fastener by gripping sides only & not the corners of the fasteners

These are designed for use in professional automotive workshops, on agricultural / construction machinery & for several other industrial applications



**SUPER
GRIP
PROFILE**

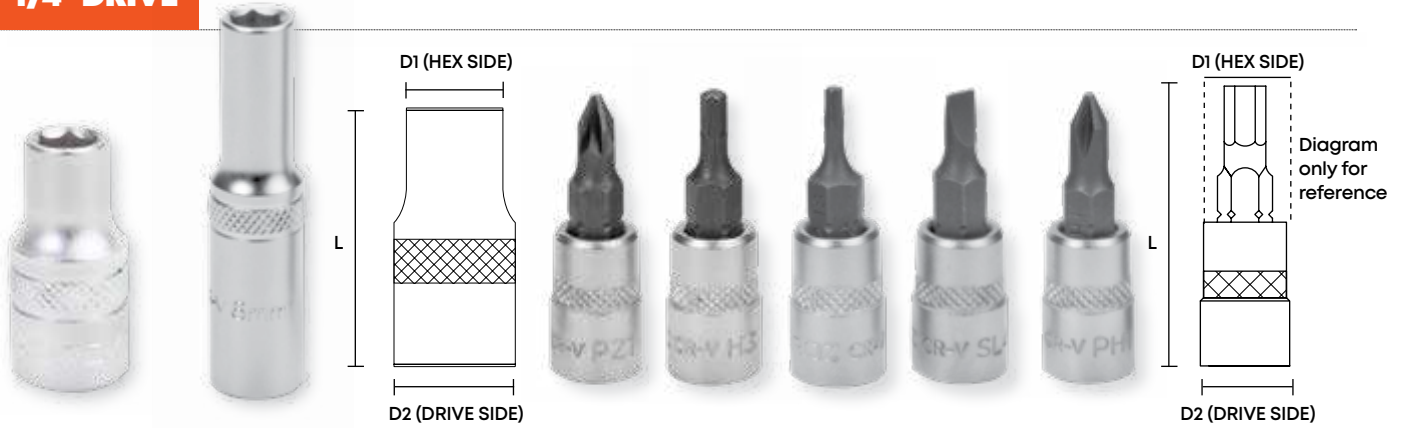
*only on 1/4", 3/8" & 1/2" sockets

01

Hand Sockets

SKT

1/4" DRIVE



ORDERING INFORMATION

CAT NR.	SIZE	L	D1	D2	BOX QTY.
	(MM)	(MM)	(MM)	(MM)	

HEX SOCKETS



SKT/H/1-4/4/UG	4	25	6.80	4	10
SKT/H/1-4/4.5/UG	4.5	25	7.10	4.5	10
SKT/H/1-4/5/UG	5	25	8.00	5	10
SKT/H/1-4/5.5/UG	5.5	25	8.30	5.5	10
SKT/H/1-4/6/UG	6	25	9.30	6	10
SKT/H/1-4/7/UG	7	25	10.50	7	10
SKT/H/1-4/8/UG	8	25	11.85	8	10
SKT/H/1-4/9/UG	9	25	12.85	9	10
SKT/H/1-4/10/UG	10	25	13.85	10	10
SKT/H/1-4/11/UG	11	25	15.85	11	10
SKT/H/1-4/12/UG	12	25	16.85	12	10
SKT/H/1-4/13/UG	13	25	17.85	13	10
SKT/H/1-4/14/UG	14	25	19.65	14	10

HEX SOCKETS - DEEP



SKT/H/1-4/5D/UG	5	50	8.0	11.9	10
SKT/H/1-4/6D/UG	6	50	9.3	11.9	10
SKT/H/1-4/7D/UG	7	50	10.5	11.9	10
SKT/H/1-4/8D/UG	8	50	11.9	11.9	10
SKT/H/1-4/9D/UG	9	50	13.2	13.2	10
SKT/H/1-4/10D/UG	10	50	14.6	14.6	10
SKT/H/1-4/11D/UG	11	50	15.9	15.9	10
SKT/H/1-4/12D/UG	12	50	17	17	10
SKT/H/1-4/13D/UG	13	50	18	18	10

POZI BIT SOCKETS



SKT/1-4/PZ1/UG	PZ1	37	6.35	12	10
SKT/1-4/PZ2/UG	PZ2	37	6.35	12	10
SKT/1-4/PZ3/UG	PZ3	37	6.35	12	10

ORDERING INFORMATION

CAT NR.	SIZE	L	D1	D2	BOX QTY.
	(MM)	(MM)	(MM)	(MM)	

HEX BIT SOCKETS



SKT/1-4/H3/UG	H3	37	3	12	10
SKT/1-4/H4/UG	H4	37	4	12	10
SKT/1-4/H5/UG	H5	37	5	12	10
SKT/1-4/H6/UG	H6	37	6	12	10
SKT/1-4/H7/UG	H7	37	7	12	10
SKT/1-4/H8/UG	H8	37	8	12	10
SKT/1-4/H10/UG	H10	37	10	12	10

TORX BIT SOCKETS



SKT/1-4/T8/UG	T8	37	2.25	12	10
SKT/1-4/T10/UG	T10	37	2.70	12	10
SKT/1-4/T15/UG	T15	37	3.25	12	10
SKT/1-4/T20/UG	T20	37	3.80	12	10
SKT/1-4/T25/UG	T25	37	4.40	12	10
SKT/1-4/T27/UG	T27	37	5.0	12	10
SKT/1-4/T30/UG	T30	37	5.50	12	10
SKT/1-4/T40/UG	T40	37	6.60	12	10

SLOTTED BIT SOCKETS



SKT/1-4/S4/UG	4	37	4	12	10
SKT/1-4/S5.5/UG	5.5	37	5.5	12	10
SKT/1-4/S7/UG	7	37	7	12	10

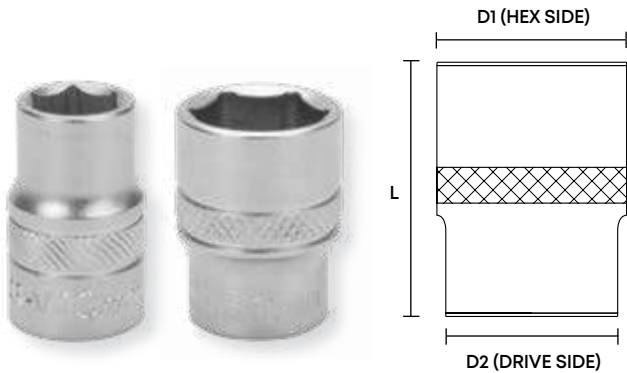
PHILIPS BIT SOCKETS




SKT/1-4/PH1/UG	PH1	37	6.35	12	10
SKT/1-4/PH2/UG	PH2	37	6.35	12	10
SKT/1-4/PH3/UG	PH3	37	6.35	12	10

Hand Sockets (continued)

3/8" DRIVE



ORDERING INFORMATION


CAT NR.	SIZE	L (MM)	D1 (MM)	D2 (MM)	BOX QTY.
	(MM)				
HEX SOCKETS					
					
SKT/H/3-8/6/UG	6	28	10.20	16.9	15
SKT/H/3-8/7/UG	7	28	10.60	16.9	15
* SKT/H/3-8/8/UG	8	28	11.80	16.9	15
SKT/H/3-8/9/UG	9	28	13.20	16.9	15
* SKT/H/3-8/10/UG	10	28	14.50	16.9	15
SKT/H/3-8/11/UG	11	28	15.70	16.9	15
* SKT/H/3-8/12/UG	12	28	16.90	16	15
* SKT/H/3-8/13/UG	13	28	17.90	16.5	15
* SKT/H/3-8/14/UG	14	28	19.70	17	15
SKT/H/3-8/15/UG	15	28	20.90	18	12
SKT/H/3-8/16/UG	16	30	21.90	19	12
* SKT/H/3-8/17/UG	17	30	23.45	20	10
SKT/H/3-8/18/UG	18	30	24.65	21	10
* SKT/H/3-8/19/UG	19	30	25.85	23	10
SKT/H/3-8/20/UG	20	32	27.15	24	8
SKT/H/3-8/21/UG	21	32	27.85	25	8
SKT/H/3-8/22/UG	22	32	29.65	26	6

* Best Seller



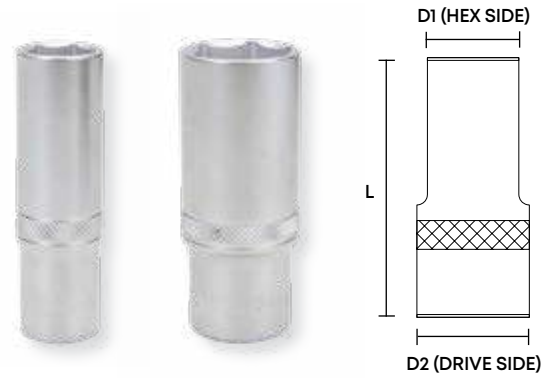
Professional Quality
SOCKETS

Designed &
manufactured to the
highest standards
for use in industrial &
automotive workshops


1/2" DRIVE

ORDERING INFORMATION

CAT NR.	SIZE	L (MM)	D1 (MM)	D2 (MM)	BOX QTY.
	(MM)				
HEX SOCKETS					
* SKT/H/1-2/8/UG	8	38	13.20	21.80	15
SKT/H/1-2/9/UG	9	38	13.90	21.80	15
* SKT/H/1-2/10/UG	10	38	15.00	21.80	15
SKT/H/1-2/11/UG	11	38	16.30	21.80	15
* SKT/H/1-2/12/UG	12	38	17.60	21.80	15
* SKT/H/1-2/13/UG	13	38	18.80	21.80	15
* SKT/H/1-2/14/UG	14	38	20.40	21.80	15
SKT/H/1-2/15/UG	15	38	21.65	20.70	12
SKT/H/1-2/16/UG	16	38	22.90	21.50	12
* SKT/H/1-2/17/UG	17	38	23.90	22.00	10
SKT/H/1-2/18/UG	18	38	25.45	23.00	10
* SKT/H/1-2/19/UG	19	38	25.85	23.00	10
SKT/H/1-2/20/UG	20	38	27.85	24.00	8
* SKT/H/1-2/21/UG	21	38	27.85	25.00	6
SKT/H/1-2/22/UG	22	40	29.85	26.00	6
SKT/H/1-2/23/UG	23	40	31.65	27.00	6
* SKT/H/1-2/24/UG	24	42	31.85	28.00	6
SKT/H/1-2/25/UG	25	42	33.85	30.00	6
SKT/H/1-2/26/UG	26	42	35.45	30.00	4
* SKT/H/1-2/27/UG	27	43	35.85	30.00	4
SKT/H/1-2/28/UG	28	43	37.85	32.00	4
SKT/H/1-2/29/UG	29	43	37.85	32.00	4
* SKT/H/1-2/30/UG	30	46	39.85	34.00	4
* SKT/H/1-2/32/UG	32	46	41.85	36.00	4
SKT/H/1-2/33/UG	33	46	43.85	38.00	2
SKT/H/1-2/36/UG	36	46	47.85	38.00	2

* Best Seller



ORDERING INFORMATION

CAT NR.	SIZE	L (MM)	D1 (MM)	D2 (MM)	BOX QTY.
	(MM)				
HEX SOCKETS					
* SKT/H/1-2/10D/UG	10	77	15	21.95	15
SKT/H/1-2/11D/UG	11	77	16.30	21.95	15
* SKT/H/1-2/12D/UG	12	77	17.60	21.95	15
* SKT/H/1-2/13D/UG	13	77	18.80	21.95	15
* SKT/H/1-2/14D/UG	14	77	20.40	21.95	15
SKT/H/1-2/15D/UG	15	77	21.60	20.70	12
SKT/H/1-2/16D/UG	16	77	22.85	21.50	12
* SKT/H/1-2/17D/UG	17	77	23.85	22.00	10
SKT/H/1-2/18D/UG	18	77	25.40	23.00	10
* SKT/H/1-2/19D/UG	19	77	25.85	23.00	10
SKT/H/1-2/20D/UG	20	77	27.85	24.00	8
SKT/H/1-2/21D/UG	21	77	27.85	25.00	8
SKT/H/1-2/22D/UG	22	77	29.85	26.00	6
SKT/H/1-2/23D/UG	23	77	31.60	27.00	6
SKT/H/1-2/24D/UG	24	77	31.85	28.00	6
SKT/H/1-2/26D/UG	26	77	35.40	30.00	6
SKT/H/1-2/27D/UG	27	77	35.85	30.00	6
SKT/H/1-2/28D/UG	28	77	37.85	32.00	4
SKT/H/1-2/29D/UG	29	77	37.85	32.00	4
SKT/H/1-2/30D/UG	30	77	39.85	34.00	4
SKT/H/1-2/32D/UG	32	77	41.85	36.00	4


* Best Seller

Hand Sockets (continued)

3/4" DRIVE




ORDERING INFORMATION


CAT NR.	SIZE	L	D1	D2	BOX QTY.
	(MM)	(MM)	(MM)	(MM)	
HEX SOCKETS 					
SKT/H/3-4/22/MT	22	50	33	36	6
SKT/H/3-4/24/MT	24	50	35	36	6
* SKT/H/3-4/27/MT	27	52	38	36	6
SKT/H/3-4/28/MT	28	52	38	38	6
* SKT/H/3-4/30/MT	30	54	42	38	4
* SKT/H/3-4/32/MT	32	56	44	38	4
* SKT/H/3-4/36/MT	36	58	50	42	4
SKT/H/3-4/38/MT	38	62	52	45	4
SKT/H/3-4/41/MT	41	64	56	45	4
SKT/H/3-4/46/MT	46	68	62	48	4
SKT/H/3-4/50/MT	50	72	68	48	2

* Best Seller

1" DRIVE



ORDERING INFORMATION

CAT NR.	SIZE	L	D1	D2	BOX QTY.
	(MM)	(MM)	(MM)	(MM)	
HEX SOCKETS 					
SKT/H/0-1/36/MT	36	65	51	45	4
SKT/H/0-1/41/MT	41	70	57	45	4
SKT/H/0-1/46/MT	46	75	65	50	4
SKT/H/0-1/50/MT	50	75	70	55	2
SKT/H/0-1/55/MT	55	80	76	57	2
SKT/H/0-1/60/MT	60	84	82	57	2
SKT/H/0-1/65/MT	65	87	88	57	1
SKT/H/0-1/70/MT	70	93	94	68	1
SKT/H/0-1/75/MT	75	97	100	68	1
SKT/H/0-1/80/MT	80	103	105	68	1

Socket Merchandiser

Heavy duty steel construction in premium powder coated finish

CAT NR.	CONTENTS	BOX QTY.
SKT/H/1-2/UG/ST50	49 Hex Sockets of following sizes: 7 pcs: 10 mm 7 pcs: 13 mm 7 pcs: 17 mm 6 pcs: 19 mm 5 pcs: 22 mm 5 pcs: 24 mm 4 pcs: 27 mm 4 pcs: 30 mm 4 pcs: 32 mm	1

*Can be offered with Bi-Hex Sockets also

1/2" DRIVE



02
Socket Accessories
SLIDING T BARS

Manufactured from high quality Chrome Vanadium steel for strength & durability

Time & effort saving tool, provides right leverage for tightening nuts & bolts easily


ORDERING INFORMATION

CAT NR.	DRIVE (INCH)	LENGTH		BOX QTY.
		(INCH)	(MM)	
SLTB/1-4/UG	1/4	4-1/2	115	10
SLTB/3-8/UG	3/8	6-1/2	165	10
SLTB/1-2/UG	1/2	10	250	5
SLTB/3-4/MT	3/4	18	450	1
SLTB/0-1/MT	1	22	550	1

EXTENSION BARS

Manufactured from high quality Chrome Vanadium steel for strength & durability

Corrosion resistant chrome plated finish

Used along with a socket to reach into confined spaces


ORDERING INFORMATION

CAT NR.	DRIVE (INCH)	LENGTH		BOX QTY.
		(INCH)	(MM)	
DRXB/1-4/2/UG	1/4	2	50	10
DRXB/1-4/4/UG	1/4	4	100	10
DRXB/1-4/6/UG	1/4	6	150	10
DRXB/3-8/3/UG	3/8	3	75	5
DRXB/3-8/6/UG	3/8	6	150	5
DRXB/1-2/5/UG	1/2	5	125	5
DRXB/1-2/10/UG	1/2	10	250	5
DRXB/3-4/4/MT	3/4	4	100	10
DRXB/3-4/8/MT	3/4	8	200	5
DRXB/0-1/8/MT	1	8	200	5
DRXB/0-1/16/MT	1	16	400	2

FLEX HANDLE / POWER BARS

Bars manufactured from high quality hardened & tempered Chrome Vanadium steel for strength & durability

Hinged joint head and spring-loaded ball bearing joint for secure socket retention

Chrome Molybdenum Square Drive. Replaceable on 3/4" & 1" sizes



DFH/3-8/9/MT

DFH/1-2/15/MT

DFH/3-4/20/MT

DFH/0-1/26/MT

ORDERING INFORMATION

CAT NR.	DRIVE (INCH)	LENGTH		DRIVE TYPE	BOX QTY.
		(INCH)	(MM)		
DFH/3-8/9/MT	3/8	9	225	Fixed	5
DFH/1-2/15/MT	1/2	15	375	Fixed	5
DFH/3-4/20/MT	3/4	20	500	Replaceable	5
DFH/0-1/26/MT	1	26	650	Replaceable	5

Socket Accessories (continued)

UNIVERSAL JOINT

Manufactured from Chrome Vanadium for higher strength & durability

Hinged through 180° in both directions, helps the user to 'form corners' or to get socket onto inaccessible bolt heads



ORDERING INFORMATION

CAT NR.	DRIVE	BOX QTY.
	(INCH)	
UVJ/1-4/UG	1/4	10
UVJ/3-8/UG	3/8	5
UVJ/1-2/UG	1/2	5
UVJ/3-4/UG	3/4	5

SPEEDER HANDLE

Chrome Vanadium construction with ultra premium finish

Ideal for rapid removal or insertion of fasteners, especially in repetitive work

Provides extra leverage with greater strength than ratchets




ORDERING INFORMATION

CAT NR.	DRIVE	BOX QTY.
	(INCH)	
SPDH/1-2/UG	1/2	5

ADAPTOR

For using a combination of square drive sockets in one application



ORDERING INFORMATION

CAT NR.	SIZE	BOX QTY.
SADP/1-4F/3-8M/UG	1/4" (F) to 3/8" (M)	5
SADP/3-8F/1-4M/UG	3/8" (F) to 1/4" (M)	5
SADP/3-8F/1-2M/UG	3/8" (F) to 1/2" (M)	5
SADP/1-2F/3-8M/UG	1/2" (F) to 3/8" (M)	5
SADP/1-2F/3-4M/UG	1/2" (F) to 3/4" (M)	5
SADP/3-4F/1-2M/UG	3/4" (F) to 1/2" (M)	5
SADP/3-4F/0-1M/UG	3/4" (F) to 1" (M)	2
SADP/0-1F/3-4M/UG	1" (F) to 3/4" (M)	2

HEX SPARK PLUG SOCKET

Designed for insertion & removal of spark plugs



ORDERING INFORMATION

CAT NR.	DRIVE	HEX SIZE	BOX QTY.
	(INCH)	(MM)	
SKT/1-2/SP/16/UG	1/2	16	5
SKT/1-2/SP/21/UG	1/2	21	5



L HANDLE

Manufactured from high quality Chrome Vanadium steel for strength & durability

Hardened & tempered with corrosion resistant chrome plated finish

Spring loaded ball bearing holds sockets securely

Fixed L Handle for applications requiring rigid set-up



ORDERING INFORMATION

CAT NR.	DRIVE	LENGTH		BOX QTY.
	(INCH)	(INCH)	(MM)	
LDH/1-2/UG	1/2	5	125	5

FLEXIBLE EXTENSION

Manufactured from high quality Chrome Vanadium steel for strength & durability

Hardened & tempered with corrosion resistant chrome plated finish

Flexible Extension with compressed spring for use in confined spaces



ORDERING INFORMATION

CAT NR.	DRIVE	BOX QTY.
	(INCH)	
FLEX/1-4/G	1/4	10

SPINNER HANDLE

Manufactured from high quality Chrome Vanadium steel for strength & durability

Fit on a socket & spin it for rapid installation of longer bolts

1/4" (F) square recess allows spinner to be used with a ratchet & also works as a long extension



ORDERING INFORMATION

CAT NR.	DRIVE	BOX QTY.
	(INCH)	
DRSH/1-4/UG	1/4	10



Chrome Vanadium Construction:

Forged from high quality chrome vanadium steel, precisely hardened for increased durability

Unique Patented Design:

30% slimmer & lighter than normal pear head ratchet, provides higher torque & extended service life

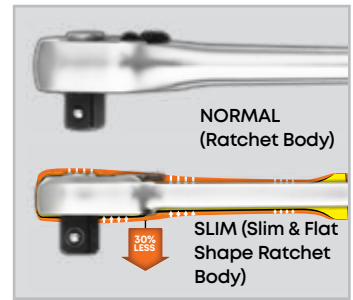


Unique Patented Design
Gourd shaped head is 30% narrower than regular oval shaped ratchets making these most suitable for use in tight & hard to reach areas




Slim Line Ratchet
More than 9 Teeth Bite of Gear is designed to transfer extremely high torque and extend the service life

Normal Type Ratchet
Only 3 teeth bite, unable to transfer the torque powerfully and efficiently



Ratchet body is 30% slimmer than regular ratchet handles. This reduces the weight of the ratchet handles & provides high torque



60 Teeth With 6 Degree Control
Provides extremely high torque for professional users



Quick Release
Simply push the release button with one thumb for replacing sockets quickly and efficiently



Reversible Lever Switch
Reversible lever switch makes it easy to switch direction of use

ORDERING INFORMATION

CAT NR.	DRIVE	LENGTH		TORQUE		BOX QTY.
	(INCH)	(INCH)	(MM)	(NM)	(FT-LB)	
RTD/SL/1-4/UG	1/4	5.70	145	80	59	5
RTD/SL/3-8/UG	3/8	7.81	199	270	199	5
RTD/SL/1-2/UG	1/2	10.03	255	670	494	5

04

Push Through Ratchet Handle

RTD-PT


Works with any standard 1/2" square drive socket

Unique push-through ratchet rotates in only one direction. To reverse, simply remove socket, push square drive out of the other side of the head & re-attach socket on the other side

Anti slip, ergonomic soft grip handle

Square Drive available as spare. No need to discard complete Ratchet Handle once the drive wears out



ORDERING INFORMATION

CAT NR.	DRIVE	LENGTH		TORQUE		BOX QTY.
	(INCH)	(INCH)	(MM)	(NM)	(FT-LB)	
RTD/PT/1-2/UG	1/2	11	280	512	377	5

05

Round Head Ratchet Handle

RTD-RH


Chrome Vanadium construction for higher strength & durability

Classic round head ratchet mechanism for reliable performance

Spring loaded ball attaches onto sockets, preventing them from being dropped

Durable, corrosion resistant chrome plated finish

Knurled handle for non-slip grip




ORDERING INFORMATION

CAT NR.	DRIVE	LENGTH		NUMBER OF TEETH	TORQUE		BOX QTY.
	(INCH)	(INCH)	(MM)		(NM)	(FT-LB)	
RTD/RH/3-4/MT	3/4	19.6	500	43	1412	1041	1

06

Pear Head Ratchet Handle

RTD-PH



Forged from high quality chrome vanadium steel for higher strength & durability

Classic pear head design for strength, durability & high performance

2 piece construction with detachable head for convenient storage

Spring loaded ball attaches onto sockets preventing them from being dropped



2pc construction with detachable head

ORDERING INFORMATION

CAT NR.	DRIVE	LENGTH		TORQUE		BOX QTY.
	(INCH)	(INCH)	(MM)	(NM)	(FT-LB)	
RTD/PH/3-4/MT	3/4	19-11/16	500	2000	1475	1
RTD/PH/0-1/MT	1	26-3/8	670	2515	1855	1

07

Hand Socket Sets in Metal Cases

KIT-SKT

3/4" DRIVE

HEX SOCKET SET
KIT/SKT/H/3-4/14/MT

14
PIECE

1" DRIVE

HEX SOCKET SET
KIT/SKT/H/0-1/14/MT

14
PIECE



DESCRIPTION	BOX QTY.
10 pcs Sockets: 22, 24, 27, 30, 32, 36, 38, 41, 46, 50mm	1
1 pc Round Head Ratchet Handle	
2 pc Extension Bars: 100 & 200 mm (4" & 8")	
1 pc Sliding T Bar	

DESCRIPTION	BOX QTY.
10 pcs Sockets: 36, 41, 46, 50, 55, 60, 65, 70, 75, 80 mm	1
1 pc Ratchet Handle	
2 pc Extension Bars: 200 & 400 mm (8" & 16")	
1 pc Sliding T Bar	

08

Hand Socket Sets in Blow Moulded Cases

KIT-SKT


1/4" DRIVE

HEX SOCKET SET KIT/SKT/H/1-4/19/UG


19
PIECE

DESCRIPTION	BOX QTY.
13 pcs Hex Sockets: 4, 4.5, 5, 5.5, 6, 7, 8, 9, 10, 11, 12, 13, 14 mm	10
1 pc Ratchet Handle	
2 pcs Extension Bars: 50 & 100 mm (2" & 4")	
1 pc Universal Joint	
1 pc Sliding T Bar	
1 pc Spinner Handle	

HEX SOCKET SET KIT/SKT/H/1-4/42/UG

42
PIECE

DESCRIPTION	BOX QTY.
13 pcs Hex Sockets: 4, 4.5, 5, 5.5, 6, 7, 8, 9, 10, 11, 12, 13, 14 mm	10
6 pcs Hex Bit Sockets: 3, 4, 5, 6, 7, 8 mm	
3 pcs Slotted Bit Sockets: 4, 5, 5, 7 mm	
3 pcs Philips Bit Sockets: PH1, PH2, PH3	
3 pcs Pozi Bit Sockets: PZ1, PZ2, PZ3	
7 pcs Torx Bit Sockets: T8, T10, T15, T20, T25, T30, T40	
2 pcs Extension Bars: 50 & 100 mm (2" & 4")	
1 pc Spinner Handle	
1 pc Flexible Extension	
1 pc Universal Joint	
1 pc Sliding T Bar	
1 pc Ratchet Handle	



1/2" DRIVE

HEX SOCKET SET KIT/SKT/H/1-2/13/UG


13
PIECE

DESCRIPTION	BOX QTY.
11 pcs Sockets: 8, 9, 10, 11, 12, 13, 14, 15, 17, 19, 22 mm	5
1 pc Ratchet Handle	
1 pc Extension Bar: 125 mm (5")	

HEX SOCKET SET KIT/SKT/H/1-2/27/UG

27
PIECE

DESCRIPTION	BOX QTY.
22 pcs Sockets: 8, 9, 10, 11, 12, 13, 14, 15, 16, 17, 18, 19, 21, 22, 23, 24, 26, 27, 28, 29, 30, 32 mm	5
2 pcs Extension Bars: 125 & 250 mm (5" & 10")	
1 pc Universal Joint	
1 pc Sliding T Bar	
1 pc Ratchet Handle	



09

Hand Socket Sets On Rails

1/4" DRIVE

HEX SOCKET SET KIT/SKT/H/1-4/9LH/UG



9

PIECE



DESCRIPTION	BOX QTY.
8 pcs Hex Sockets: 4, 4.5, 5, 5.5, 6, 7, 8, 10 mm 1 pc Ratchet Handle	5

HEX SOCKET SET KIT/SKT/H/1-4/13L/UG



13

PIECE



DESCRIPTION	BOX QTY.
13 pcs Hex Sockets: 4, 4.5, 5, 5.5, 6, 7, 8, 9, 10, 11, 12, 13, 14 mm	5

3/8" DRIVE

HEX SOCKET SET KIT/SKT/H/3-8/8L/UG



8

PIECE



DESCRIPTION	BOX QTY.
8 pcs Sockets: 6, 8, 10, 12, 13, 14, 17, 19 mm	5

HEX SOCKET SET KIT/SKT/H/3-8/9LH/UG



9

PIECE



DESCRIPTION	BOX QTY.
8 pcs Sockets: 6, 8, 10, 12, 13, 14, 17, 19 mm 1 pc Ratchet Handle	5

1/2" DRIVE

HEX SOCKET SET KIT/SKT/H/1-2/9L/UG



9

PIECE



DESCRIPTION	BOX QTY.
9 pcs Sockets: 8, 9, 10, 12, 13, 14, 17, 19, 22 mm	5

HEX SOCKET SET KIT/SKT/H/1-2/11LH/UG



11

PIECE



DESCRIPTION	BOX QTY.
10 pcs Sockets: 8, 9, 10, 12, 13, 14, 17, 19, 22, 24 mm 1 pc Ratchet Handle	5



1/2" DRIVE

BIT SOCKET SET
KIT/BIT-SKT/SPL/1-2/6/UG

6

PIECE



DESCRIPTION	BOX QTY.
Spline Bit Sockets: 55mm length: M6, M8, M10 100mm length: M8, M10, M12;	5

TORX BIT SOCKET SET
KIT/BIT-SKT/TX/1-2/9/UG

9

PIECE



DESCRIPTION	BOX QTY.
Torx Bit Socket: T20, T25, T27, T30, T40, T45, T50, T55, T60	5

HEX BIT SOCKET SET
KIT/BIT-SKT/H/1-2/8/UG

8

PIECE



DESCRIPTION	BOX QTY.
8 pcs Hex Bit Sockets: 5, 6, 7, 8, 10, 12, 14, 17 mm	5

IMPACT SOCKETS

10

Impact Sockets Hex

1/2" DRIVE



Pin Hole for Retaining Ring & Pin



New range of impact sockets from GROZ are designed to withstand high levels of torque & impact applications

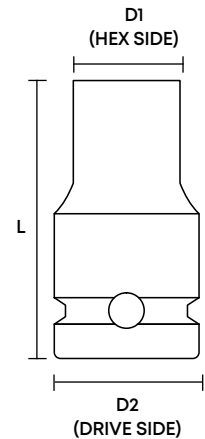
Chrome Molybdenum Construction
Forged from high quality Chrome Molybdenum Steel, precision machined & heat treated to provide the best combination of hardness, tensile strength & torque

Specially designed chamfered openings make engagement with the impact tools much easier, thereby saving time and effort

Pin hole in the impact sockets facilitates use with impact tools having pin and ring retaining mechanism

Black Oxide Finish
For enhanced corrosion protection and easy identification from regular sockets

Marking & Branding
Branding & size laser etched on each individual socket ensuring quick and convenient identification



ORDERING INFORMATION

CAT NR.	SIZE	L	D1	D2	BOX QTY.
	(MM)	(MM)	(MM)	(MM)	
HEX SOCKETS					
* ISKT/H/1-2/10	10	38	16.7	25	15
ISKT/H/1-2/11	11	38	18.0	25	15
* ISKT/H/1-2/12	12	38	19.0	25	15
ISKT/H/1-2/13	13	38	20.2	25	15
ISKT/H/1-2/14	14	38	21.5	25	15
ISKT/H/1-2/15	15	38	23.0	25	12
ISKT/H/1-2/16	16	38	24.5	25	12
* ISKT/H/1-2/17	17	38	26.0	25	10
ISKT/H/1-2/18	18	38	27.0	25	10
* ISKT/H/1-2/19	19	38	28.0	25	10
* ISKT/H/1-2/21	21	38	30.0	25	8
ISKT/H/1-2/22	22	38	32.0	30	6
ISKT/H/1-2/24	24	38	34.0	30	6
ISKT/H/1-2/27	27	42	40.0	30	6

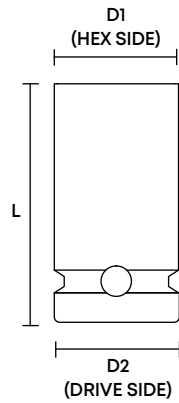
HEX SOCKETS - DEEP					
ISKT/H/1-2/14D	14	78	22	25	15
ISKT/H/1-2/17D	17	78	26	30	10
ISKT/H/1-2/18D	18	78	27	30	10
ISKT/H/1-2/19D	19	78	28	30	10
ISKT/H/1-2/20D	20	78	29	30	8
ISKT/H/1-2/21D	21	78	30	30	8
ISKT/H/1-2/23D	23	78	33.8	30	6
ISKT/H/1-2/24D	24	78	33.8	30	6

* Best Seller

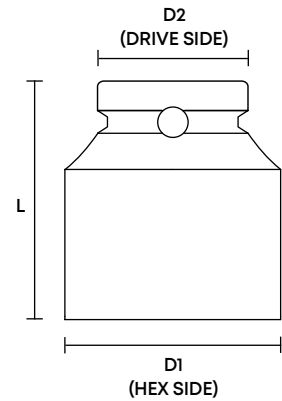
ISKT



3/4" DRIVE



1" DRIVE



ORDERING INFORMATION

CAT NR.	SIZE	L (MM)	D1 (MM)	D2 (MM)	BOX QTY.
	(MM)				
HEX SOCKETS					
ISKT/H/3-4/17	17	51	30.0	44	10
ISKT/H/3-4/19	19	51	32.5	44	8
ISKT/H/3-4/21	21	51	35.0	44	6
ISKT/H/3-4/22	22	51	36.0	44	6
ISKT/H/3-4/24	24	51	38.5	44	6
ISKT/H/3-4/26	26	53	41.0	44	6
ISKT/H/3-4/27	27	53	42.5	44	6
ISKT/H/3-4/28	28	53	44	44	6
* ISKT/H/3-4/29	29	53	45.0	44	4
ISKT/H/3-4/30	30	53	46.0	44	4
* ISKT/H/3-4/32	32	57	48.0	44	4
* ISKT/H/3-4/33	33	57	50.0	44	4
ISKT/H/3-4/35	35	57	52.0	44	4
ISKT/H/3-4/36	36	57	53.0	44	4
ISKT/H/3-4/38	38	57	56.0	44	4
ISKT/H/3-4/41	41	58	59.0	44	4
ISKT/H/3-4/46	46	62	66.0	44	2

HEX SOCKETS - DEEP					
ISKT/H/3-4/24D	24	90	38	44	4
ISKT/H/3-4/27D	27	90	41	44	4
ISKT/H/3-4/28D	28	90	44	44	4
ISKT/H/3-4/30D	30	90	46	44	2
ISKT/H/3-4/32D	32	90	48	44	2

* Best Seller

ORDERING INFORMATION

CAT NR.	SIZE	L (MM)	D1 (MM)	D2 (MM)	BOX QTY.
	(MM)				
HEX SOCKETS					
ISKT/H/0-1/19	19	58	35.0	54	8
ISKT/H/0-1/22	22	58	39.0	54	6
ISKT/H/0-1/24	24	58	41.5	54	6
ISKT/H/0-1/26	26	60	44.0	54	6
ISKT/H/0-1/27	27	60	45.0	54	6
* ISKT/H/0-1/29	29	62	45.0	54	4
ISKT/H/0-1/30	30	62	49.0	54	4
* ISKT/H/0-1/32	32	62	51.5	54	4
* ISKT/H/0-1/33	33	62	52.5	54	4
ISKT/H/0-1/35	35	66	55.0	54	4
ISKT/H/0-1/36	36	66	56.5	54	4
ISKT/H/0-1/38	38	66	59.0	54	4
ISKT/H/0-1/41	41	68	62.5	54	4
ISKT/H/0-1/46	46	72	69.0	54	4
ISKT/H/0-1/50	50	76	74.0	54	2
ISKT/H/0-1/55	55	84	80.0	54	2
ISKT/H/0-1/60	60	88	86.5	54	1
ISKT/H/0-1/65	65	92	92.5	54	1

HEX SOCKETS - DEEP					
ISKT/H/0-1/27D	27	90	46	54	4
ISKT/H/0-1/30D	30	90	49	54	2
ISKT/H/0-1/32D	32	90	52	54	2
ISKT/H/0-1/33D	33	90	54	54	2

* Best Seller

IMPACT WRENCHES



A professional range of Impact Wrenches for powerful, speedy and durable performance thereby improving productivity

Impact Wrenches are the most important tools in automotive and industrial applications. They are used for tightening and loosening of nuts & bolts in tyre removal, suspension, transmission, air conditioning, engine repair, body shop work, assembly lines as well as general plant maintenance



WATCH VIDEO

Mechanisms



ROCKING DOG MECHANISM

Ideal for optimum power transmission and constant torque output



JUMBO HAMMER MECHANISM

Simplest technology which produces high torque instantly for tough applications



TWIN HAMMER MECHANISM

Balanced & powerful mechanism comprising of two fully forged hammers that work alternatively. With lower air consumption & low reaction force the system builds up torque smoothly, to its maximum level



IMPROVED TWIN HAMMER MECHANISM

Designed for higher torque & durability. Strong reinforced hammer frame can take higher impact for a longer time. Larger anvil provides a large contact area. Gives 25% more torque compared to twin hammer & enhances tool life by upto 3 times



PIN-LESS CLUTCH MECHANISM

High torque output with excellent power to weight ratio & fast run down for less frequent high torque applications

Air Exhaust



FRONT EXHAUST

Air is blown forward towards the working area. This is normally found in the simpler design models



REAR EXHAUST

This is the most popular design. Air is discharged down the handle and blown away from the working area



SIDE EXHAUST

The air is discharged from the side of the tool



360° EXHAUST

Air can be blown in any desired direction by rotating the exhaust disk

Handle Type



PISTOL TYPE



STRAIGHT D-HANDLE TYPE

IMPACT WRENCHES



11

3/8" Drive Impact Wrench

IPW-200 SERIES



IPW - 201


CE

IPW - 202


Forward reverse control

CE

CONSTRUCTION	Aluminium	Composite
GRIP	-	TPR Grip
MECHANISM	Jumbo Hammer	Twin Hammer
MAX. TORQUE *@15SEC	360 Nm	745 Nm
FREE SPEED	10,000 RPM	13,500 RPM
EXHAUST	Rear Exhaust	Rear Exhaust
AIR INLET SIZE	1/4"	1/4"
AIR HOSE I.D.	3/8"	3/8"
AVG. AIR CONSUMPTION	71 LPM (2.5 CFM)	167 LPM (5.9 CFM)
MAX. NUT CAPACITY	M11	M14
NET WT.	1.35 KG	1.23 KG
OVERALL LENGTH	5-1/2" (140mm)	6" (152mm)
APPLICATION	<ul style="list-style-type: none"> • Tyre services & wheel alignment • Repair of white goods (fans, washing machines etc.) 	<ul style="list-style-type: none"> • General Repair, transmission work, exhaust system and body shop for 2 & 3 wheelers • Repair of white goods (fans, washing machines etc.)
USAGE INTENSITY	INTENSIVE	INTENSIVE
SPEED CONTROL	 <p>5 speed position control</p>	 <p>4 speed positive control, full Power in reverse</p>



IPW - 301



CE

IPW - 302



CONSTRUCTION	Aluminium	Aluminium
GRIP	-	-
MECHANISM	Twin Hammer	Rocking Dog
MAX. TORQUE *@15SEC	1223 Nm	500 Nm
FREE SPEED	8,000 RPM	7,000 RPM
EXHAUST	Front Exhaust	Front Exhaust
AIR INLET SIZE	1/4"	1/4"
AIR HOSE I.D.	3/8"	3/8"
AVG. AIR CONSUMPTION	113 LPM (4 CFM)	141 LPM (5 CFM)
MAX. NUT CAPACITY	M16	M14
NET WT.	2.56 KG	2 KG
OVERALL LENGTH	6.7" (171mm)	7" (180mm)
APPLICATION	<ul style="list-style-type: none"> • Maintenance & repair of Passenger Vehicles • Railways • Gear Units & Gear Boxes • Printing Press Machines • Assembly line of white goods (Fans, washing machines etc.) 	<ul style="list-style-type: none"> • Ideal for use in 2 wheeler industry for repairs such as tyre-changing and maintenance applications
USAGE INTENSITY	INTENSIVE	OCCASIONAL
SPEED CONTROL	 <p>6 speed position control</p>	 <p>4 speed position control</p>

IPW-300 SERIES
IPW - 304

 Forward
reverse
control


CE


IPW - 305


CE

IPW - 306


Composite	Composite	Composite
TPR Grip	-	TPR Grip
Twin Hammer	Twin Hammer	Twin Hammer
1492 Nm	1356 Nm	1200 Nm
8,500 RPM	6,000 RPM	7,500 RPM
Rear Exhaust	Rear Exhaust	Rear Exhaust
1/4"	1/4"	1/4"
3/8"	3/8"	3/8"
190 LPM (6.7 CFM)	207 LPM (7.3 CFM)	184 LPM (6.5 CFM)
M19	M22	M16
1.9 KG	2.3 KG	2.1 KG
7.2" (185mm)	7.5" (190mm)	7.2" (185mm)
<ul style="list-style-type: none"> • General automotive repair & service center for passenger vehicles • MRO jobs in railways • Repair & maintenance of gear units & boxes • Repair & maintenance of printing press machines 	<ul style="list-style-type: none"> • General automotive repair & service center for passenger vehicles • MRO jobs in railways • Repair & maintenance of gear units & boxes • Repair & maintenance of printing press machines 	<ul style="list-style-type: none"> • Four-wheeler workshops for general automotive repair & service centers for passenger vehicles • Gear units and printing press machines for repair & maintenance

INTENSIVE

 4 speed positive control,
full power in reverse

MEDIUM

 3 speed position control,
full power in reverse

OCCASIONAL

 3 speed position control
Full Power in reverse

Special stubby style wrench with long handle ideal for use in confined spaces


Reduced vibrations(50%) & increased torque (20%) compared to other geared angle impact wrenches



360° Swivelling Exhaust

IPW - 307



CONSTRUCTION	Aluminium
GRIP	-
MECHANISM	Jumbo Hammer
MAX. TORQUE *@15SEC	678 Nm
FREE SPEED	6,500 Rpm
EXHAUST	360° Swivelling Exhaust
AIR INLET SIZE	1/4"
AIR HOSE I.D.	3/8"
AVG. AIR CONSUMPTION	119 LPM (4.2 CFM)
MAX. NUT CAPACITY	M16
NET WT.	1.4 KG
OVERALL LENGTH	9.76" (248mm)
APPLICATION	<ul style="list-style-type: none"> • General Automotive Repair & Service Center For Passenger Vehicles • MRO Jobs In Railways • Repair & Maintenance Of Gear Units & Boxes • Repair & Maintenance Of Printing Press Machines
USAGE INTENSITY	INTENSIVE
SPEED CONTROL	 <p>3 speed position control, full power in reverse positive</p>



14
**3/4" Drive
Impact Wrench**
IPW-400 SERIES

IPW - 401




CE

IPW - 402


CE

CONSTRUCTION	Aluminium	Composite
GRIP	-	-
MECHANISM	Improved Twin Hammer	Improved Twin Hammer
MAX. TORQUE *@15SEC	2522 Nm	2305 Nm
FREE SPEED	6,700 RPM	6,000 RPM
EXHAUST	Rear Exhaust	Rear Exhaust
AIR INLET SIZE	1/4"	3/8"
AIR HOSE I.D.	3/8"	1/2"
AVG. AIR CONSUMPTION	198 LPM (7 CFM)	207 LPM (7.3 CFM)
MAX. NUT CAPACITY	M24	M26
NET WT.	4.75 KG	4.19 KG
OVERALL LENGTH	9.2" (235mm)	8.7" (222mm)
APPLICATION	<ul style="list-style-type: none"> • MRO jobs in oil & gas industry • MRO jobs in paper processing plants 	<ul style="list-style-type: none"> • MRO jobs in oil & gas industry • MRO jobs in paper processing plant
USAGE INTENSITY	INTENSIVE	MEDIUM
SPEED CONTROL	 <p>3 speed positive control, full power in reverse</p>	 <p>3 speed position control, full power in reverse</p>




CONSTRUCTION	Aluminium	Aluminium
GRIP	-	-
MECHANISM	Pin-less Clutch	Twin Hammer
MAX. TORQUE *@15SEC	2522 Nm	2400 Nm
FREE SPEED	4,000 RPM	3,500 RPM
EXHAUST	Side Exhaust	Side Exhaust
AIR INLET SIZE	1/2"	1/2"
AIR HOSE I.D.	3/4"	1/2"
AVG. AIR CONSUMPTION	238 LPM (8.4 CFM)	247 LPM (8.7 CFM)
MAX. NUT CAPACITY	M38	M32
NET WT.	12.06 KG	11 KG
OVERALL LENGTH	20.3" (515mm)	23.2" (590mm)
APPLICATION	<ul style="list-style-type: none"> • Truck garages, construction & mining equipment where huge impact power is required • Erection & commissioning of heavy equipment in power plants, sugar mill, cement plants & steel mills • MRO jobs in shipping Wards • Routine maintenance of wind mills 	<ul style="list-style-type: none"> • Truck garages, construction & mining equipment where huge impact power is required • Erection & commissioning of heavy equipment in power plants, sugar mill, cement plants & steel mills • MRO jobs in shipping Wards • Routine maintenance of wind mills
USAGE INTENSITY	INTENSIVE	OCCASIONAL
SPEED CONTROL	 <p>3 speed position control</p>	 <p>3 speed position control</p>

16
**1" Drive
Impact Wrench**
IPW-500 SERIES

IPW - 503

CE

CONSTRUCTION	Composite
GRIP	-
MECHANISM	Improved Twin Hammer
MAX. TORQUE *@15SEC	2305 Nm
FREE SPEED	6,000 RPM
EXHAUST	Rear Exhaust
AIR INLET SIZE	3/8"
AIR HOSE I.D.	1/2"
AVG. AIR CONSUMPTION	207 LPM (7.3 CFM)
MAX. NUT CAPACITY	M26
NET WT.	4.24 KG
OVERALL LENGTH	8.7" (222mm)
APPLICATION	<ul style="list-style-type: none"> • Truck garages, construction & mining equipment where large impact power is required • Erection & commissioning of heavy equipment in power plants, sugar mill, cement plants & steel mills • MRO jobs in shipping wards • Routine maintenance of wind mills
USAGE INTENSITY	MEDIUM
SPEED CONTROL	 <p>3 speed position control, full power in reverse</p>

17

**3/8" Drive
Ratchet Wrench**

RTW-200 SERIES

RTW - 201

CE



CONSTRUCTION	Aluminium
MAX. TORQUE *@15SEC	68 Nm
FREE SPEED	150 RPM
AIR INLET SIZE	1/4"
AIR HOSE I.D.	3/8"
AVG. AIR CONSUMPTION	170 LPM (6CFM)
MAX. NUT CAPACITY	M6
NET WT.	1.17 KG
OVERALL LENGTH	10.5" (267mm)
APPLICATION	• Body shop repair jobs and light duty work under the dashboard
USAGE INTENSITY	INTENSE

18

**1/2" Drive
Ratchet Wrench**

RTW-300 SERIES

RTW - 301

CE



CONSTRUCTION	Aluminium
MAX. TORQUE *@15SEC	68 Nm
FREE SPEED	150 RPM
AIR INLET SIZE	1/4"
AIR HOSE I.D.	3/8"
AVG. AIR CONSUMPTION	170 LPM (6CFM)
MAX. NUT CAPACITY	M6
NET WT.	1.17 KG
OVERALL LENGTH	10.5" (267mm)
APPLICATION	• Body shop repair jobs and light duty work under the dashboard
USAGE INTENSITY	INTENSE

19

Strap Wrench

STW

Aluminium I-beam handle for increase strength

Non marring nylon belt prevents scratching and damage to finished surfaces

Use on plastic or metal pipes & fittings, filters, shafts and irregular shapes.

Easily replaceable strap with removable rivets



Used on plastic or metal pipes



Used on irregular shaped objects



Used on oil filters in automobiles



Used on filters on industrial machinery

ORDERING INFORMATION

CAT NR.	STRAP LENGTH		FOR OBJECTS WITH DIA.	BOX QTY.
	(INCH)	(MM)		
STW/12G	36	914	9" (230 mm)	10
STW/18G	34	864	8" (203 mm)	10

20

Tyre Levers

TLVR

Professional quality straight pattern tyre levers with hook & taper end

Forged from Carbon Steel

Nickel plated for protection against corrosion

Designed to work without damaging the tyre, rim or inner tube



ORDERING INFORMATION

CAT NR.	LENGTH		BOX QTY.
	(INCH)	(MM)	
TLVR/16	16	400	10
TLVR/21	21	530	10
TLVR/24	24	600	10

21

Piston Ring Compressors

PRC

Made from high grade spring steel

Self locking ratchet pawl prevents premature release

Friction proof edge allows smooth & accurate piston fitting operation

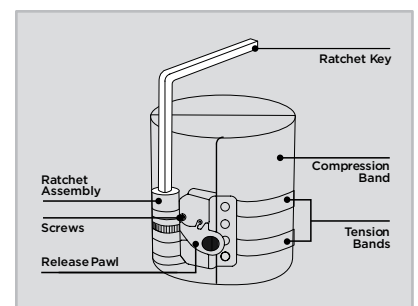
Tension band eliminates bottom flare

Ratchet key included



ORDERING INFORMATION

CAT NR.	SIZE	MAX. RING DIA.		MIN. RING DIA.		HEIGHT		BOX QTY.
		(INCH)	(MM)	(INCH)	(MM)	(INCH)	(MM)	
PRC/1-2/53-125-75	Small	5	125	2-1/2	53	3	75	10
PRC/1-2/60-175-100	Large	7	175	2-3/8	60	4	100	10
PRC/1-2/60-175-150	X-Large	7	175	2-3/8	60	6	150	10





Forged chrome vanadium jaws with long & short reach options

Heat treated alloy steel cross bolt & head for maximum strength

Rolled spindle threads for higher strength & smooth movement even under high stress

2 Jaw models are useful for working in compact spaces

3 Jaw option ensures equal load distribution to slide gears, pulleys & flywheels off shaft without damage



3 JAW



2 JAW

ORDERING INFORMATION

CAT NR.	MAX. REACH		SPREAD RANGE		SAFE WORKING LOAD (TON)	BOX QTY.
	(INCH)	(MM)	(INCH)	(MM)		
2 JAW						
BPL/2J/3	3	75	1-7/16	37-75	2	5
* BPL/2J/4	4	100	2 - 4	50-100	4	5
* BPL/2J/6	6	150	3 - 6	75-150	6	5
BPL/2J/8	8	200	4 - 8	100-200	10	1
3 JAW						
BPL/3J/3	3	75	1-7/16	37-75	3	5
* BPL/3J/4	4	100	2 - 4	50-100	6	5
* BPL/3J/6	6	150	3 - 6	75-150	9	1
BPL/3J/8	8	200	4 - 8	100-200	15	1

* Best Seller



3 Jaw Puller used for removing tyre hub



Quick & convenient to use Gear Pullers

Speed

- a. Quick & convenient conversion from 2 to 3 jaw option
- b. Jaws can also be reversed for internal or external pulling of gears & bearings

Easy Access

Slim profile of jaws enables convenient access to hard to reach bearings & gears

Anti-slip grip

On the jaws for better grip on the bearing

Strength

Jaws forged from Chrome Molybdenum steel with accurate heat treatment for enhanced strength & wear resistance

Jaws are chrome plated with spindle in manganese phosphate finish for protection against corrosion & rust

Versatility


Easily removable jaws for setting to required jaw configuration or internal/external setting

Ratcheting mechanism holds jaws in position while setting puller

Used to pull out gears, pulleys, bearing flanges & fly wheels, shafts and housings



- ✓ SPEED
- ✓ ACCESS
- ✓ STRENGTH
- ✓ VERSATILITY



Easy switch between 2 Jaw & 3 Jaw options
No extra tools required.

ORDERING INFORMATION

CAT NR.	MAX. REACH		SPREAD		SAFE WORKING LOAD (TON)	BOX QTY.
	(INCH)	(MM)	(INCH)	(MM)		
BPL/RT/2T	3.1	80	2.0 - 3.1	50 - 80	2	1
* BPL/RT/5T	6.0	150	3.9 - 6.0	100 - 150	5	1
BPL/RT/7T	8.6	218	4.9 - 8.6	125 - 218	7	1

* Best Seller



24

Hydraulic Bottle Jacks

JACK-BT

Leak-Proof Performance

Welded construction ensures leak proof performance

Higher Stability

Forged steel base plate for higher stability even under high load as compared to jacks with CI base plates

Increased Durability

Internally machined oil passages, smooth bearing surfaces and close tolerances

Machined and polished RAM with die cut threads that reduce wear and tear

Stronger Grip

Knurled heat treated saddle head with non-slip surface gives stronger grip

100% factory tested

50% safety overload factor

In-built 'Load Limiting Device'

Unique safety feature to ensure that jack is not accidentally used beyond rated capacity.

Ideal for use on heavy duty trucks, in agriculture, construction, mining, automotive, and marine applications where lifting, pushing, spreading, bending, pressing, or straightening is required



CAT NR.	JACK/BT/2W		JACK/BT/4W		*JACK/BT/12W	
CAPACITY	2 TON	1815 KG	4 TON	3629 KG	12 TON	10886 KG
LIFT RANGE	175 to 339 mm	7 to 13-11/32 inch	190-368 mm	7 7/16 to 14-13/16 inch	230-465 mm	9-1/16 to 18-5/16 inch
APPLICATION	Passenger Cars, Taxi's etc.		Passenger Cars, Pick-Up Trucks, SUV's, MUV's, Vans, LCV's		HCV, Trucks (9-24 ton), Buses	
BOX QTY	1		1		1	



CAT NR.	*JACK/BT/20W		JACK/BT/32W		JACK/BT/50W	
CAPACITY	20 TON	18144 KG	32 TON	29030 KG	50 TON	45359 KG
LIFT RANGE	240-450 mm	9-7/16 to 17-11/16 inch	260-420 mm	10-5/16 to 16-9/16 inch	280-450 mm	11 to 17-11/16 inch
APPLICATION	HCV, Trucks (24-40 TON)		Trailers, Dumpers (40-60 TON)		Dumpers (60-120 TON)	
BOX QTY	1		1		1	

* Best Seller

25

Hydraulic Floor Jack 3 Ton

JACK-FL



Construction

Heavy duty steel body for ultimate stability and rigidity

Large, swivelling saddle for convenient positioning. Rubber cushioning on saddle prevents damage to vehicle lift points

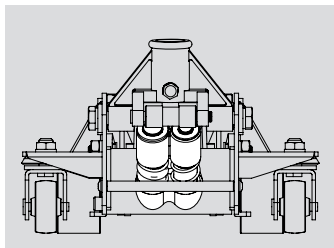
Nylon wheels for easy manoeuvrability and positioning

Safety

Universal joint release mechanism for safe and controlled lowering of the jack

Built-in safety valve protects against overloading of jack @ 120% of rated capacity

Hydraulic oil by-pass system protects ram from being over extended



Quick Start Dual Pump Technology At each stroke before reaching the jacking point, the GROZ Quick Start Hydraulic Floor Jack moves up 3 times more than the standard jack



2 piece handle with protective cushioning to prevent damage to vehicle panel



SCAN TO WATCH

COMPARING THE GROZ QUICK START HYDRAULIC FLOOR JACK WITH A STANDARD FLOOR JACK IN THE MARKET

AT STROKE 0	AFTER 1ST STROKE	AFTER 6TH STROKE
After the 1st stroke, The GROZ Quick Start Hydraulic Floor Jack moves up 3 times more than the standard jack		In 6 strokes, the GROZ Hydraulic Floor Jack reaches lifting point whereas the standard Floor Jack is still way behind


ORDERING INFORMATION

CAT NR.	DIMENSIONS		BOX QTY.
	(INCH)	(MM)	
JACK/FL/3D	27×13-1/2×6-1/8	682×344×155	1

26

Screwdrivers Acetate Grip

SCDR-PA



A must-have tool for all

Fully hardened Spring Steel blade for high wear resistance

Round shaft efficiently transmits torque to the screw

Powerful magnetic tip holds screws

Suitable for professional & DIY purpose

Available in following versions

1. Standard Screwdrivers
2. General-purpose Use

3. **Insulated Screwdrivers**
Non-conductive plastic cover over the shaft prevents user from any electric shocks
4. **Insulated 2-in-1 Screwdrivers**
Insulated reversible shaft for quick switching between tip styles
5. **2-in-1 Screwdrivers**
Reversible shaft for quick switching between tip styles
6. ***Strike-through Screwdrivers**
Shatter-proof acetate handle with metal striking cap for light hammering jobs



Metal Striking Cap

***WARNING**

Not to be used on live electrical wires

ORDERING INFORMATION

CAT NR.	TYPE	BLADE LENGTH	BLADE DIA.	TIP DIMENSION	TIP NO.	BOX QTY.
		(MM)	(MM)	(MM)		
STANDARD - FLAT						
SCDR/PA/FL6/100	—	100	6	6x0.6	-	10
SCDR/PA/FL6/150		150	6	6x0.8	-	10
SCDR/PA/FL6/200		200	6	6x0.8	-	10
SCDR/PA/FL8/200		200	8	8x1.2	-	10
SCDR/PA/FL8/250		250	8	8x1.2	-	10
SCDR/PA/FL8/300		300	8	8x1.2	-	10
SCDR/PA/FL10/400		400	10	10x1.5	-	5
SCDR/PA/FL10/450		450	10	13x1.9	-	5
STANDARD - PHILIPS						
SCDR/PA/PH2/150	⊕	150	6	-	2	10
SCDR/PA/PH2/200		200	6	-	2	10
INSULATED						
SCDR/PA/FL5/200/I	—	200	5	5x0.8	-	10
INSULATED 2 IN 1						
SCDR/PA/FL6/PH2/100/I	— ⊕	100	6	6x0.7	2	10
SCDR/PA/FL6/PH2/140/I		140	6	6x0.7	2	10
SCDR/PA/FL6/PH2/250/I		250	6	6x0.7	2	10
2 IN 1						
SCDR/PA/FL6/PH2/100	— ⊕	100	6	6x0.7	2	10
STRIKE THROUGH						
SCDR/PA/FL8/210/SR		210	8	8x1.2	-	10



Electrical applications



General-purpose tightening applications

NEW!



Professional quality screwdrivers

Chrome Vanadium Construction

For higher torque & wear resistance

Shaft extends into the handle, ensuring full transfer of force.

Torque Maximiser Grip

Multi-component injection moulded

hexagonal grip is non-slip & does not roll away

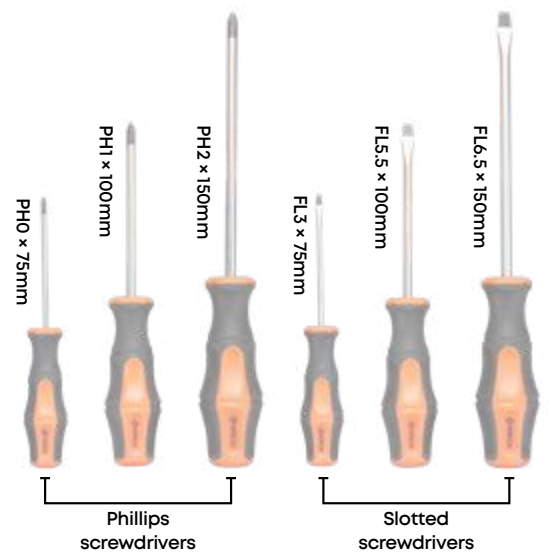
Magnetised Tip

Accurately hardened tip ensures long lasting durability

Black oxide finish for enhanced corrosion resistance

ORDERING INFORMATION

CAT NR.	TYPE	SIZE		SHAFT LENGTH		BOX QTY.
		(MM)	(INCH)	(MM)	(INCH)	
SCDR/R/FL3/75	-	3	1/8	75	3	10
SCDR/R/FL3/100		3	1/8	100	4	10
SCDR/R/FL4/100		4	5/32	100	4	10
SCDR/R/FL5.5/100		5.5	7/32	100	4	10
SCDR/R/FL5.5/150		5.5	7/32	150	6	10
SCDR/R/FL6.5/38		6.5	1/4	38	1-1/2	10
SCDR/R/FL6.5/100		6.5	1/4	100	4	10
SCDR/R/FL6.5/150		6.5	1/4	150	6	10
SCDR/R/FL6.5/200		6.5	1/4	200	8	10
SCDR/R/FL8/150		8	5/16	150	6	10
SCDR/R/FL8/200	8	5/16	200	8	10	
SCDR/R/PH0/75	+	PH0		75	3	10
SCDR/R/PH1/75		PH1		75	3	10
SCDR/R/PH1/100		PH1		100	4	10
SCDR/R/PH2/38		PH2		38	1-1/2	10
SCDR/R/PH2/100		PH2		100	4	10
SCDR/R/PH2/150		PH2		150	6	10
SCDR/R/PH2/200		PH2		200	8	10
SCDR/R/PH3/150		PH3		150	6	10
SCDR/R/PZ1/75	x	PZ1		75	3	10
SCDR/R/PZ2/100		PZ2		100	4	10
SCDR/R/PZ3/150		PZ3		150	6	10
SCDR/R/T10/100	T	T10		100	4	10
SCDR/R/T15/100		T15		100	4	10
SCDR/R/T20/100		T20		100	4	10
SCDR/R/T25/100		T25		100	4	10
SCDR/R/T30/100		T30		100	4	10
SET						
SCDR/R/6/ST	Flat: 3x75 mm, 5.5 x 100 mm, 6.5 x 150 mm; Phillips: PH0 x 75 mm, PH1 x 100 mm, PH2 x 150 mm;				5	



28

7 pc Insulation Screwdrivers Set

SCDR-VDE



Certified to IEC 60900

Individually forged from Chrome Vanadium Steel, blades are fully hardened & tempered for increased durability & strength

Magnetized tip to hold screws

Bi-material ergonomic handle is impact and abrasion resistant

1000V SAFE

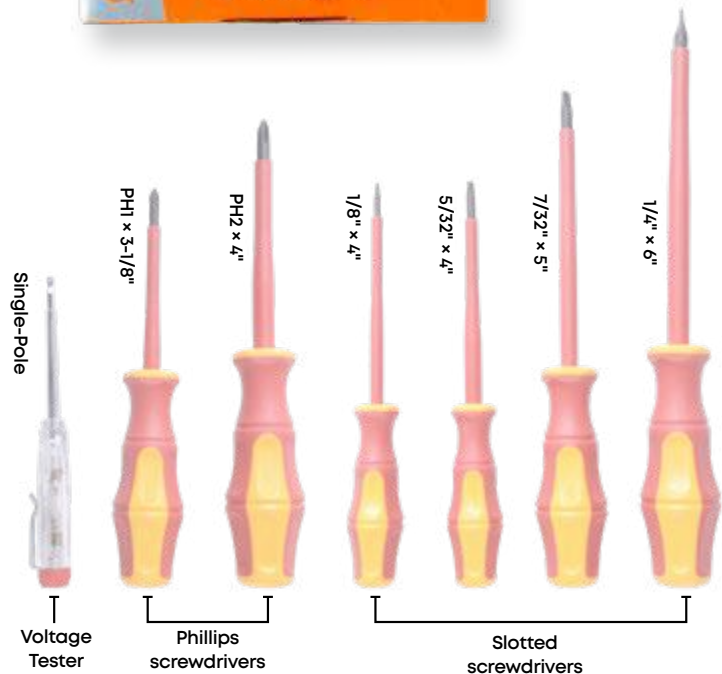
Each tool is tested for dielectric strength under a 10000 volt load to guarantee safe working upto 1000 Volts

Ideal choice for electricians for use on terminal blocks, control cabinets, switches, relays, sockets etc.



SET INCLUDES

TYPE	SIZE		SHAFT LENGTH	
	(MM)	(INCH)	(MM)	INCH
SLOTTED				
	6.5	1/4	150	6
	5.5	7/32	125	5
	4	5/32	100	4
	3	1/8	100	4
PHILIPS				
	PH1		80	3-1/8
	PH2		100	4
VOLTAGE TESTER				
110V - 230V Single Pole Voltage Tester				



ORDERING INFORMATION

CAT NR.	BOX QTY.
SCDR/VDE/7/ST	5
VT/110-250	20

Hexagonal keys are most widely used in automotive workshops, garages & in several industrial applications

GROZ offers a wide range of hex key sets for use by mechanic's and technicians worldwide

These are available in two material types:

S2 STEEL:

Superior S2 steel construction. Hardened and tempered with corrosion resistant bright nickel plating

Hardness: 50-52 HRC



ALN/HX-BL/7L/GRZ

Box Qty: 10

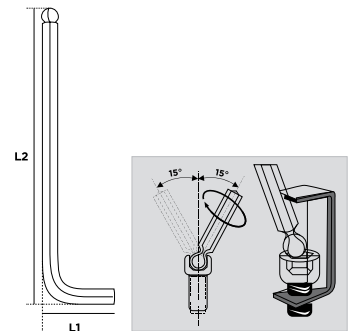
7 Hex Keys With Ball End - Long - Metric

Chamfered hex end for convenience in usage

Ball end permits easy access in tight, hard to reach spaces - upto 30° angle in recess from the screw head



HEX (MM)	L1 (MM)	L2 (MM)
2.5	20	86
3.0	22	91
4.0	27	103
5.0	32	118
6.0	37	139
8.0	43	155
10.0	49	177



ALN/HX-BL/7L/SAE/GRZ

Box Qty: 10

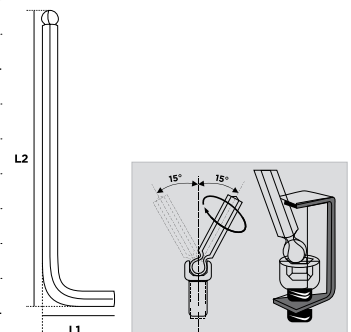
7 Hex Keys with Ball End - Long - SAE

Chamfered hex end for convenience in usage

Ball end permits easy access in tight, hard to reach spaces - upto 30° angle in recess from the screw head



HEX (INCH)	L1 (INCH)	L2 (INCH)
3/32	5/8	2-1/64
1/8	45/64	2-13/64
5/32	53/64	2-33/64
3/16	15/16	2-3/4
1/4	1-1/16	3-3/16
5/16	1-17/64	3-47/64
3/8	1-11/32	4-1/4



ALN/HX-BL/9EL/GRZ

Box Qty: 10

9 Hex Keys with Ball End - Extra Long - Metric

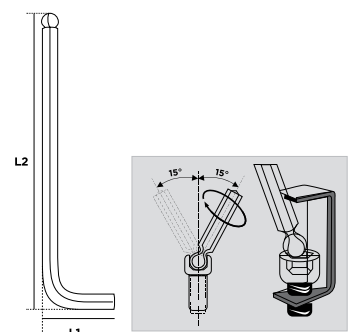
Chamfered hex end for convenience in usage

Ball end permits easy access in tight, hard to reach spaces - upto 30° angle in recess from the screw head

Extra long arm for easy access in confined spaces



HEX (MM)	L1 (MM)	L2 (MM)
1.5	15	91
2.0	17	101
2.5	20	113
3.0	22	127
4.0	27	142
5.0	32	163
6.0	37	184
8.0	43	205
10.0	49	233



ALN/TX-TX/9L/GRZ

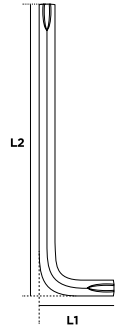
Box Qty: 10

9 Torx Star Keys - Long

Compatible with standard TORX fixing systems



TORX	L1	L2
	(MM)	(MM)
T10	18	86
T15	20	90
T20	20.5	94
T25	20.5	100
T27	21	105
T30	24	114
T40	26.5	123.5
T45	29.5	132.5
T50	32.5	151



CHROME VANADIUM:

Hardened & tempered with corrosion resistant black oxide finish

Hardness: 50-52 HRC



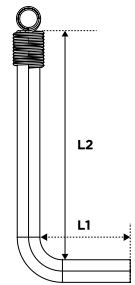
ALN/HX-HX/8/GRZ

Box Qty: 10

8 Hexagonal Keys - Metric



HEX (MM)	L1 (MM)	L2 (MM)
1.5	14	45
2	15	48
2.5	16	51
3	18	56
4	21	64
5	24	70
5.5	26	75
6	27	81



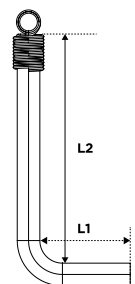
ALN/HX-HX/10/GRZ

Box Qty: 10

10 Hexagonal Keys - Metric



HEX (MM)	L1 (MM)	L2 (MM)
1.5 mm	14	45
2 mm	15	48
2.5 mm	16	51
3 mm	18	56
4 mm	21	64
5 mm	24	70
5.5 mm	26	75
6 mm	27	81
8 mm	32	95
10 mm	34	108

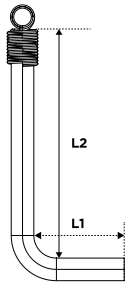


ALN/HX-HX/10/SAE/GRZ
Box Qty: 10

10 Hexagonal Keys - SAE




HEX (INCH)	L1 (INCH)	L2 (INCH)
1/16	35/64	1-49/64
5/64	19/32	1-57/64
3/32	5/8	2-1/64
1/8	45/64	2-13/64
5/32	53/64	2-33/64
3/16	15/16	2-3/4
7/32	1-1/32	2-61/64
1/4	1-1/16	3-3/16
5/16	1-17/64	3-47/64
3/8	1-11/32	4-1/4



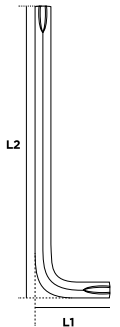
ALN/HX-HX/25/GRZ
Box Qty: 10

25 Hexagonal Keys - Metric & SAE



HEX (MM)	L1 (MM)	L2 (MM)
METRIC		
1.5	14	45
2	15	48
2.5	16	51
3	18	56
4	21	64
4.5	23	67
5	24	70
5.5	26	75
6	27	81
7	30	88
8	32	95
9	34	102
10	34	108

HEX (INCH)	L1 (INCH)	L2 (INCH)
SAE		
1/16	35/64	2-7/16
5/64	5/8	3
3/32	45/64	3-11/32
7/64	3/4	3-15/32
1/8	25/32	3-35/64
9/64	55/64	3-47/64
5/32	63/64	3-15/16
3/16	1-7/64	4-1/2
7/32	1-3/16	5
1/4	1-17/64	5-5/16
5/16	1-27/64	6
3/8	1-37/64	6-2/3



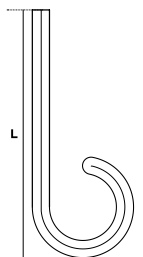
ALN/HX-HX/7/GRZ
Box Qty: 10

7 Hexagonal Keys - Metric

Chamfered end
for convenience
in usage



HEX (MM)	LENGTH (MM)
2.5 mm	55
3 mm	60
4 mm	65
5 mm	70
6 mm	80
8 mm	85
10 mm	90



ALN/TX-TX/8/GRZ
Box Qty: 10

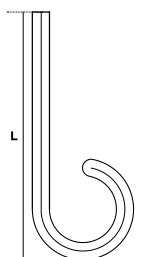
8 Tamper Torx Star Keys

Chamfered end
for convenience
in usage

Compatible with
standard TORX
fixing systems



TAMPER TORX	LENGTH (MM)
T9	58
T10	62
T15	70
T20	72
T25	79
T27	88
T30	91
T40	95



30

Professional Ratcheting Torque Wrenches

TQW-RT

High Accuracy Torque Wrench with unmatched safety & accuracy

48 teeth ratchet for an engagement angle of 7-1/2°. Ideal for both precise adjustment & non slip use

Chrome-Molybdenum alloy Steel Square Drive

Fully secure locking mechanism avoids accidental/forced adjustment

To tighten move torque wrench in clockwise direction. Reversing the ratchet allows the wrench to be used for loosening nuts & fasteners

Clearly audible click sound on reaching the required torque


Comes with calibration certificate

Fully serviceable, repair kits available as spare

Accurate to ± 4%



D10



ORDERING INFORMATION

CAT NR.	SQUARE DRIVE	TORQUE RANGE	FINE SCALE	OVERALL LENGTH		NET WT.	BOX QTY.
	(INCH)	(NM)	(NM)	(INCH)	(MM)	(KGS)	
TQW/RT/3-8/25	3/8	5-25	0.1	12.7	323	0.765	1
TQW/RT/3-8/50	3/8	10-50	0.5	15.7	400	0.983	1
TQW/RT/1-2/100	1/2	20-100	0.5	15.7	400	0.998	1
TQW/RT/1-2/200	1/2	40-200	0.5	20.4	517	1.36	1
TQW/RT/1-2/340	1/2	60-340	1	24.4	620	1.73	1
TQW/RT/3-4/750	3/4	150-750	2.5	47.6	1210	5.85	1
TQW/RT/0-1/1000	1	200-1000	2.5	59.0	1500	7.43	1



Manufactured to the highest level of
DIN ISO 6789 & ASME B107.14M.-2004

Solid steel construction for enhanced
durability

Reversible Square Drive:
Direction of use can be changed/
reversed by pushing the square drive to
the opposite side

Click sound clearly audible on reaching
the required torque

Convenient retracting lever provides
quick and easy torque adjustment

Scale reading made easy with four
torque readings engraved on the steel
body

Comes with calibration certificate

Accurate to $\pm 4\%$



Convenient
Retracting Lever
for quick and easy
torque adjustment

Easy scale reading:
4 Torque readings
stamped on the
steel body

Compact design
For easy access in
confined spaces



Reversible
Square Drive

ORDERING INFORMATION

CAT NR.	SQUARE DRIVE	TORQUE RANGE		OVERALL LENGTH		NET WT. (KGS)	BOX QTY.
	(INCH)	(NM)	(FT-LB)	(INCH)	(MM)		
TQW/CL/3-8/33	3/8	5-33	4-24	16-5/8	422	0.720	1
TQW/CL/3-8/68	3/8	12-68	10-50	18-23/32	476	1.05	1
TQW/CL/1-2/135	1/2	25-135	20-100	21-1/2	546	1.60	1
TQW/CL/1-2/225	1/2	50-225	40-160	23-1/2	597	2.30	1
TQW/CL/1-2/330	1/2	70-330	50-250	32-1/2	825	2.60	1
TQW/CL/3-4/800	3/4	200-800	140-600	42-1/8	1070	7.58	1
TQW/CL/0-1/1000	1	200-1000	140-740	55	1400	12.80	1



Comes packed in a blow
moulded case

32

Aluminium Torque Wrenches

TQW-AL



DIN 6789

50% LIGHTER

ASME B107.300-2010



Accurate $\pm 3\%$

Lightweight yet robust aluminium construction

Perfect ergonomics & lightweight body makes these ideal for fatigue free usage in heavy workshop applications


Complete with extension bar* (*only with 1" drive model) for added leverage

Torque Indication

Progressive torque building upto the pre-set value easily detected by an audible sound & impulse

Sturdy Storage

Supplied in rugged blow moulded case for extra safety and protection



Integrated 3 Lever Chain Mechanism
Length independence, high accuracy and reliability every time over time



Length Independent
Irrespective of where the force is applied, whether in the middle of the handle or elsewhere, with both hands or with an extension tube, the torque value is always within an accuracy of $\pm 3\%$



Dual Scale Window
Clear window for reading in NM and lbf-ft*



Torque Adjustment
Secure push-pull knob with integrated hex key for easy setting of torque



Chrome Molybdenum Square Drive: for higher strength and durability



Added Leverage
Supplied with an aluminium tube extension for increased leverage while tightening at high torque values

ORDERING INFORMATION

CAT NR.	SQ DRIVE	TORQUE RANGE		GRADUATION	OVERALL LENGTH		NET WT. (KG)	BOX QTY.
	(INCH)	(NM)	(FT-LB)		(INCH)	(MM)		
TQW/AL/3-4/760	3/4	140-760	100-560	10	32-1/2	827	3.0	1
TQW/AL/0-1/2000	1	750-2000	N/A	50	93	2370	11.7	1

*Only on 3/4". On 1" single window with reading in N-m only

Superior digital torque wrenches for high productivity & accuracy

Button controls for

- angle setting*
- torque setting
- unit setting
- mode setting
- data storage**
- data clearance
- data output
- online calibration

Construction

Chrome Vanadium Steel with Chrome Molybdenum square drive for increased resistance to wear

Functions in both clockwise & anticlockwise direction

Interchangeable Head

Same wrench is suitable for use with two square drives. Heads available as spare too

Light & sound indication on reaching required torque.

Electronic display panel for clear reading of torque. Measure in NM, ft-lb, inch-lb & kg-cm

Built-in overload indicator and moisture indicator

Works with 2xAAA batteries with a life of 110 hours

Each unit supplied with calibration certificate. Online calibration also provided

Torque accuracy: ± 2% CW, ± 3% CCW

Angle accuracy: ± 2°

Comes in a safe to store and carry blow moulded case

Available in 3 types

- Standard Series
- Pro Series
- Pro+ Series

ORDERING INFORMATION

CAT NR.	SIZE	DRIVE	FOR USE WITH	BOX QTY.
	(MM)	(INCH)		
SPARE HEAD ONLY				
HD/TQW/9-12/3-8	9 x 12	3/8	TQW/DI-AM/3-8/135, TQW/DI-M/3-8/135, TQW/DI/3-8/135	1
HD/TQW/9-12/1-2	9 x 12	1/2	TQW/DI-AM/1-2/135, TQW/DI-M/1-2/135, TQW/DI/1-2/135	1
HD/TQW/14-18/1-2	14 x 18	1/2	TQW/DI-AM/1-2/340, TQW/DI-M/1-2/340, TQW/DI/1-2/340	1
HD/TQW/14-18/3-4	14 x 18	3/4	TQW/DI-AM/3-4/340, TQW/DI-M/3-4/340, TQW/DI/3-4/340	1



Interchangeable Head



PRO+ SERIES



LED Panel turns from green to red on reaching required torque level



12 LED light panel located on sides of the handle for clear visibility while working sideways

* Only on PRO+ Series
 ** Only on PRO & PRO+ Series


A. STANDARD SERIES

- With interchangeable head and 4 control buttons

Resolution:

0.1N-m/ 0.1 ft-lb/1 in-lb/1 kg-cm

LED Pattern:

4 red + 8 green

CAT NR.	SQUARE DRIVE	TORQUE RANGE				TORQUE ACCURACY	END FITTING SIZE (HXW)	BOX QTY.
	(INCH)	(NM)	(FT-LB)	(IN-LB)	(KG-CM)		(MM)	
TQW/DI/3-8/135	3/8	6.8 ~ 135	5 ~ 99.5	60 ~ 1195	69 ~ 1378	± 2% CW, ± 3% CCW	9 X 12	1
TQW/DI/1-2/135	1/2	6.8 ~ 135	5 ~ 99.5	60 ~ 1195	69 ~ 1378		9 X 12	1
TQW/DI/1-2/200	1/2	10 ~ 200	7.4 ~ 147.5	88 ~ 1770	102 ~ 2041		14 X 18	1
TQW/DI/1-2/340	1/2	17 ~ 340	12.5 ~ 250.7	150 ~ 3009	173 ~ 3469		14 X 18	1
TQW/DI/3-4/340	3/4	17 ~ 340	12.5 ~ 250.7	150 ~ 3009	173 ~ 3469		14 X 18	1

B. PRO SERIES (WITH MEMORY FUNCTION)

- With interchangeable head, memory function that can store up to 50 readings
- Operator can store up to 9 pre-set torque values - a time saving feature in repetitive applications

Resolution:

0.1N-m/ 0.1 ft-lb/1 in-lb/1 kg-cm

LED Pattern:

2 red + 10 green

CAT NR.	SQUARE DRIVE	TORQUE RANGE				TORQUE ACCURACY	END FITTING SIZE (HXW)	BOX QTY.
	(INCH)	(NM)	(FT-LB)	(IN-LB)	(KG-CM)		(MM)	
TQW/DI-M/3-8/135	3/8	6.8 ~ 135	5 ~ 99.5	60 ~ 1195	69 ~ 1378	± 2% CW, ± 3% CCW	9 X 12	1
TQW/DI-M/1-2/135	1/2	6.8 ~ 135	5 ~ 99.5	60 ~ 1195	69 ~ 1378		9 X 12	1
TQW/DI-M/1-2/200	1/2	10 ~ 200	7.4 ~ 147.5	88 ~ 1770	102 ~ 2041		14 X 18	1
TQW/DI-M/1-2/340	1/2	17 ~ 340	12.5 ~ 250.7	150 ~ 3009	173 ~ 3469		14 X 18	1
TQW/DI-M/3-4/340	3/4	17 ~ 340	12.5 ~ 250.7	150 ~ 3009	173 ~ 3469		14 X 18	1

C. PRO+ SERIES (WITH MEMORY & ANGLE FUNCTION)

- Most versatile single wrench for torque & angle tightening, eliminates the need to buy a separate angle wrench
- Angle tightening eliminates any friction issue thus ensuring complete safety
- Store up to 9 pre-set torque values - a time saving feature in repetitive applications
- Memory function that stores upto 50 readings

Resolution:

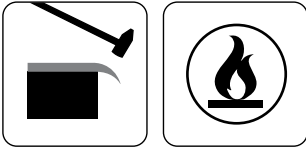
0.1N-m/ 0.1-lb/1 in-lb/1 kg-cm & 1°

LED Pattern:

2 red + 10 green

ORDERING INFORMATION

CAT NR.	SQUARE DRIVE	TORQUE RANGE				TORQUE & ANGULAR ACCURACY	END FITTING SIZE (HXW)	BOX QTY.
	(INCH)	(NM)	(FT-LB)	(IN-LB)	(KG-CM)		(MM)	
TQW/DI-AM/3-8/135	3/8	6.8 ~ 135	5 ~ 99.5	60 ~ 1195	69 ~ 1378	± 2% CW, ± 3% CCW & ± 2°	9 X 12	1
TQW/DI-AM/1-2/135	1/2	6.8 ~ 135	5 ~ 99.5	60 ~ 1195	69 ~ 1378		9 X 12	1
TQW/DI-AM/1-2/200	1/2	10 ~ 200	7.4 ~ 147.5	88 ~ 1770	102 ~ 2041		14 X 18	1
TQW/DI-AM/1-2/340	1/2	17 ~ 340	12.5 ~ 250.7	150 ~ 3009	173 ~ 3469		14 X 18	1
TQW/DI-AM/3-4/340	3/4	17 ~ 340	12.5 ~ 250.7	150 ~ 3009	173 ~ 3469		14 X 18	1



Heavy duty torque multiplier provides mechanical advantage in applying high torque to tighten nuts & bolts

Particularly used for high torque application

Chrome Vanadium construction with Chrome Molybdenum square drive & Chrome Molybdenum reaction bar

Planetary gear train mechanism multiplies the input torque as per the multiplication factor to deliver the output torque

Torque multiplicative factor reduces operator effort by upto 75%

Replaces the use of long levers, which can be potentially dangerous

Includes breakaway adaptor to prevent damage to the multiplier in case excess torque is applied

Comes complete with straight reaction bar, breakaway adaptor & hex key in a blow moulded case



SPECIFICATIONS

DESCRIPTION	1:6.5 TORQUE MULTIPLIER 1500 NM (1100 FT-LB)	1:3.3 TORQUE MULTIPLIER 2500 NM (1840 FT-LB)
MAX. TORQUE	1500 (1100 ft-lb)	2500 (1840 ft-lb)
TORQUE RATIO	1 : 6.5	1 : 3.3
GEAR RATIO	1 : 9	1 : 4
MAX. INPUT TORQUE	231 Nm (170 ft-lb)	758 Nm (560 ft-lb)
MAX. OUTPUT TORQUE	1500 Nm (1100 ft-lb)	2500 Nm (1840 ft-lb)
INPUT DRIVE	1/2"	3/4"
OUTPUT DRIVE	3/4"	1"
ACCURACY	± 10%	± 10%

ORDERING INFORMATION

CAT NR.	MAX. TORQUE		BOX QTY.
	(NM)	(FT-LB)	
TQM/1-2/3-4/15	1500	1100	1
TQM/3-4/0-1/25	2500	1840	1



Torque multiplier used in inaccessible areas



Torque multiplier used for lug nuts



Torque multiplier used on tracks



Torque multiplier used for machine nut tightening

35

Nylon Tool Bags

NTB-1

NTB-2

NTB-3

Durable, high quality water and abrasion resistant denier polyester tool bags. Double layered construction for enhanced durability

Wide opening for easy access to contents

Easy pull heavy duty zipper

Handle stitching area reinforced for maximum durability

Rigid and waterproof base with TPR knobs to prevent damage from floor

Shoulder strap with cushioned rubber reinforcement on shoulder level

Tools not included



NTB-1
Large



NTB-2
X-Large



NTB-3
Medium

ORDERING INFORMATION

CAT NR.	LOAD CAPACITY		DIMENSIONS		SIZE	BOX QTY.
	(KG)	(LBS)	(INCH)	(MM)		
NTB/1	30	66	16.5 × 10.2 × 11.8	420 × 260 × 300	Large	1
NTB/2	60	132	17.9 × 11.0 × 11.8	455 × 280 × 300	X-Large	1
NTB/3	10	22	12 × 9 × 5.5	300 × 225 × 140	Medium	1

Durable, high density denier fabric bag pack with foam lined back. Water and moisture proof keeping contents safe

Multiple pockets and division for organized tooling

Safe and secure laptop and A4 document compartment

Cushioned shoulder straps for ergonomic and convenient carriage

Dual zipper closure enables opening from both ends

Rigid Form: Can stand in open position enabling easy access to all contents

Comes with additional layer of waterproof covering to keep back pack safe against rain & water



* Contents not included

ORDERING INFORMATION

CAT NR.	DIMENSIONS (LxDxW)		BOX QTY.
	(INCH)	(MM)	
NTB/4	19.2 x 13.7 x 16.9	490 x 350 x 430	1

37

Aluminium Tool Box

MTB-5AL

- ✓ Ultra Safe
- ✓ Ultra Light
- ✓ Super Strong
- ✓ Weather Proof
- ✓ Rust Proof
- ✓ Dent Proof
- ✓ Theft Proof

Full aluminium die cast construction super light yet strong and sturdy

No spot welds

No over lapping compartments

Full spread visibility

Cast-In lid hinges with non-removable pins

Extra large size for holding a whole lot of tools

Attractive powder coated finish

Lockable: Keeps contents safe



Tools not included



SCAN TO
WATCH



50 KG
(110 LBS)

CAT NR.	DIMENSIONS		WEIGHT (KG)	BOX QTY.
	(INCH)	(MM)		
MTB/S/AL	18.1 x 9.45 x 8.66	460 x 240 x 220	6.7	1

Comprehensive Mechanic's Tool Kit comes in an Aluminium Tool Box (MTB/5/AL)

Size of Tool Box


18.1" x 9.45" x 8.66"

(460 x 240 x 220 mm)

Ideal for general purpose repair use in automotive workshops, garages & service centres

Heavy duty die cast aluminium tool box for increased durability



	QTY	CONTENTS OF TRAY	SIZE	IMAGE
TRAY 1	2 pcs	Philips Screwdriver	Ph 2 x 38 mm, Ph 3 x 150 mm	
	3 pcs	Slotted Screwdriver	6.5 x 38 mm, 3 x 75 mm, 6.5 x 150 mm	
TRAY 2	2 pcs	1/2" Extension Bars	125 & 250 mm (5" & 10")	
	1 pc	1/2" Universal Joint		
	1 pc	1/2" Sliding T Bar		
	1 pc	Heavy Duty Pin Punch	1/4" (6 mm)	
	1 pc	Ball Pein Hammer - Hickory Wood	16 oz. (456 gms)	
TRAY 3	18 pcs	Deep Offset Combination Spanners	6, 7, 8, 9, 10, 11, 12, 13, 14, 15, 16, 17, 18, 19, 20, 21, 22, 24 mm	
	Set of 7 pc	Hex Key Set with Ball End - Long - Metric	2.5, 3, 4, 5, 6, 8, 10 mm	
	1 pc	Locking Plier	250 mm (10")	
TRAY 4	20 pcs	1/2" Hex Sockets	8, 9, 10, 11, 12, 13, 14, 15, 16, 17, 18, 19, 20, 21, 22, 23, 24, 27, 30, 32 mm	
	1 pc	1/2" Ratchet Handle		
	2 pcs	1/2" Spark Plug Socket	16 & 21 mm	
TRAY 5	2 pcs	Philips Screwdriver	Ph 1 x 75 mm, Ph 2 x 100 mm	
	3 pcs	Slotted Screwdriver	4 x 100 mm, 6.5 x 100 mm, 8 x 150 mm	

ORDERING INFORMATION

CAT NR.	BOX QTY.
MTB/5AL/66/AU	1

39

5 Tray Cantilever Tool Box

MTB-5

General purpose cantilever tool box

Manufactured from heavy gauge steel sheet

Corrosion resistant powder coated finish

Full spread cantilever mechanism gives quick & easy access to all stored parts

Trays open automatically when handle is depressed & close when lifted

Lid incorporates provision for padlock

Load Capacity
35 kg (77 lbs)

Also available with 4 wheel trolley made from heavy gauge steel sheet. Heavy duty castors for convenient movement in the workshop/ garage



MTB/5



MTB/5T

Full spread cantilever mechanism



ORDERING INFORMATION

CAT NR.	DESCRIPTION	TOOL BOX DIMENSIONS		BOX QTY.
		(INCH)	(MM)	
MTB/5	Tool Box	17-5/16 × 7-7/8 × 7-7/8	440 × 200 × 200	1
MTB/5T	Tool Box with Trolley			1
BDL/MTB/5	Trolley only			1

40

5 Tray Cantilever Tool Box with Tools

84 pcs tool assortment in metric sizes for use in automotive workshops & service stations

Tool box manufactured from heavy gauge steel sheet

Rugged construction to withstand repeated use in tough conditions



MTB/5/84/AU
84 Piece Mechanic's Tools Kit

QTY.	CONTENT	SIZE
1 Set	Hexagon Key Set (set of 9 pcs)	With Ball End - Extra Long - Metric - 1.5, 2.0, 2.5, 3.0, 4.0, 5.0, 6.0, 8.0, 10 mm
12 pcs	Double Open End Spanner Set	6 x 7, 8 x 9, 10 x 11, 12 x 13, 14 x 15, 16 x 17, 18 x 19, 20 x 22, 21 x 23, 24 x 27, 25 x 28, 30 x 32
12 pcs	Ring Spanner Set	6 x 7, 8 x 9, 10 x 11, 12 x 13, 14 x 15, 16 x 17, 18 x 19, 20 x 22, 21 x 23, 24 x 27, 25 x 28, 30 x 32
4 pcs	Pin Punch Set	1.5, 2.5, 3, 4 mm
2 pcs	Flat Screwdriver	6.5 x 125 mm; 8 x 150 mm
2 pcs	Philips Screwdriver	1 x 80 mm; 2 x 100 mm
1 pc	Side Cutting Plier	7" (175 mm)
1 pc	Long Nose Plier	7" (175 mm)
1 pc	Combination Plier	8" (200 mm)
1 pc	Circlip Plier - Bent External	6" (150 mm)
1 pc	Circlip Plier - Bent Internal	6" (150 mm)
1 pc	Circlip Plier - Straight External	6" (150 mm)
1 pc	Circlip Plier - Straight Internal	6" (150 mm)
1 pc	Ball Pein Hammer	Head weight - 24 oz., Handle length - 14"
1 pc	Plastic Mallet	25 mm

QTY.	CONTENT	SIZE
1 pc	Chisel	Blade Width - 1" (25 mm), Overall Length - 10" (250 mm)
1 pc	Cat Bar	16" (400 mm)
1 pc	Hacksaw frame	12" with Bi-Metal Blade
17 pcs	1/2" Hex Socket	8, 10, 11, 12, 13, 14, 15, 16, 17, 18, 19, 21, 22, 24, 27, 30, 32 mm
5 pcs	1/2" Hex Socket - Deep	10, 14, 17, 19, 22 mm
1 pc	1/2" Ratchet handle	
1 pc	1/2" Sliding T Bar	
1 pc	1/2" L Handle	
2 pcs	1/2" Universal Joint	
2 pcs	1/2" Extension Bar	5" & 10"
2 pcs	1/2" Spark Plug Socket	16 mm & 21 mm
2 pcs	Socket Adaptors	1/2 F x 3/4 M, 1/2 F x 3/8 M
1 pc	Feeler Gauge	20 leaves, 150 mm
1 pc	Adjustable Wrench	10" (250 mm)
1 pc	Water Pump Plier	10" (250 mm)
1 pc	Locking Plier	10" (250 mm)
1 pc	Rust Preventive Lubricant Spray - GO20	300 gms
1 pc	Retra Knife	
1 pc	5 Tray Cantilever Tool Box	

ORDERING INFORMATION

CAT NR.	BOX QTY.
MTB/5/84/AU	1
MTB/5/64/AU	1








64 pcs tool assortment in metric sizes for use in automotive workshops & service stations


Tool box manufactured from heavy gauge steel sheet

Rugged construction to withstand repeated use in tough conditions



MTB/5/64/AU
64 Piece Mechanic's Tools Kit

	QTY	CONTENTS OF TRAY	SIZE	IMAGE
TRAY 1	19 pcs	1/2" Sockets	8, 10, 11, 12, 13, 14, 15, 16, 17, 18, 19, 21, 22, 24, 26, 27, 28, 30, 32 mm	
	10 pcs	Hexagonal Keys	1.5, 2, 2.5, 3, 4, 5, 5.5, 6, 8, 10 mm	
	1 pc	Self Locking Plier	7" (175 mm)	
TRAY 2	1 pcs	Combination Plier	8" (200 mm)	
	1 pc	Long Nose Plier	8" (200 mm)	
	1 pc	Side Cutting Plier	7" (175 mm)	
TRAY 3	17 pcs	Combination Spanners	6, 7, 8, 9, 10, 11, 12, 13, 14, 15, 16, 17, 18, 19, 20, 21, 22 mm	
	1 pc	Ball Pein Hammer - Wood Handle	16 oz. (453 g)	
	1 pc	1/2" Extension Bar	10" (250 mm)	
	1 pc	1/2" Sliding T-bar	-	
	1 pc	1/2" Universal Joint	-	
TRAY 4	1 pc	Water Pump Plier	10" (250 mm)	
	1 pc	1/2" Ratchet Handle	-	
	1 pc	1/2" Extension Bar	5" (125 mm)	
TRAY 5	6 pcs	Screwdriver	FL4 × 100 mm, FL6 × 100 mm, FL8 × 150 mm, PH1 × 75 mm, PH2 × 100 mm, PH3 × 150 mm	



Manufactured from heavy gauge steel sheet

Rugged double wall construction for enhanced durability

Corrosion resistant powder coated finish


Drawers with ball bearing slides for 100% opening

All drawers lined with 2mm vinyl sheet

Integrated centralised locking system to lock/unlock all drawers in a single operations

4 heavy duty castors - 5" x 2" (125 x 50 mm). Rear castors with brakes for safety

Ergonomic handle for ease of movement



MTB-12
12 Drawer Portable Workstation

DRAWER	WIDTH		DEPTH		HEIGHT		NO. OF DRAWERS
	(INCH)	(MM)	(INCH)	(MM)	(INCH)	(MM)	
A	36-5/8	928	15-1/8	385	4-3/8	112	1
B	22-3/8	568	15-1/8	385	2-7/8	74	5
C	22-3/8	568	15-1/8	385	6	153	1
D	11-5/8	297	15-1/8	385	2-7/8	74	4
E	11-5/8	297	15-1/8	385	9-1/8	232	1

ORDERING INFORMATION

CAT NR.	DIMENSION (W×D×H)		BOX QTY.
	(INCH)	(MM)	
MTB/12A/WD	42 × 18 × 39	1067 × 457 × 985	1
MTB/7	27 × 18 × 39	686 × 457 × 985	1
MTB/50	32-3/4 × 27 × 18-1/4	833 × 686 × 464	1

MTB-12

MTB-7

MTB-50



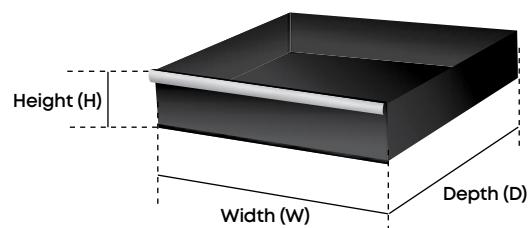

MTB-7
7 Drawer Portable Workstation

DRAWER	WIDTH		DEPTH		HEIGHT		NO. OF DRAWERS
	(INCH)	(MM)	(INCH)	(MM)	(INCH)	(MM)	
A	22-3/8	568	15-1/8	391	2-5/8	62	5
B	22-3/8	568	15-1/8	391	5-3/8	137	2



MTB-50
5 Drawer Portable Workstation

DRAWER	WIDTH		DEPTH		HEIGHT		NO. OF DRAWERS
	(INCH)	(MM)	(INCH)	(MM)	(INCH)	(MM)	
A	23-1/4	590	18-1/8	460	3	75	3
B	23-1/4	590	18-1/8	460	6	154	2



Universal Tool Kit 154 Piece


154 Piece Automotive Tool Kit comes in a 7 Drawer Portable Workstation (MTB/7)

A versatile set with an organized layout, makes it convenient to find tools




Ideal for maintenance and service work on automobiles



Tools supplied with trolley

	QTY.	CONTENT OF TOOL TROLLEY	SIZE	IMAGE
TRAY 1	7 pcs	1/4" Hex Bit Sockets	3, 4, 5, 6, 7, 8, 10 mm	
	13 pcs	1/4" Hex Sockets	4, 4.5, 5, 5.5, 6, 7, 8, 9, 10, 11, 12, 13, 14 mm	
	3 pcs	1/4" Slotted Bit Sockets	4, 5.5, 7 mm	
	3 pcs	1/4" Philips Bit Sockets	PH1, PH2, PH3	
	8 pcs	1/4" Torx Bit Sockets	T8, T10, T15, T20, T25, T27, T30, T40	
	9 pcs	1/4" Hex Sockets Deep	5, 6, 7, 8, 9, 10, 11, 12, 13 mm	
	1 pc	1/4" Ratchet Handle		
	3 pcs	1/4" Pozi Bit Sockets	PZ1, PZ2, PZ3	
	3 pcs	1/4" Extension Bar	50, 100, 150 mm	
	1 pc	1/4" Universal Joint		
	1 pc	Spinner Handle	1/4"	
	1 pc	Sliding T Bar	1/4"	
	22 pcs	1/2" Hex Sockets	8, 9, 10, 11, 12, 13, 14, 15, 16, 17, 18, 19, 20, 21, 22, 23, 24, 25, 26, 27, 30, 32 mm	
	1 pc	Sliding T Bar	1/2"	
	2 pcs	1/2" Spark Plug Socket	16, 21 mm	
	1 pc	1/2" Ratchet handle		
	1 pc	1/2" Power Bar	375 mm	
	2 pcs	1/2" Extension Bar	125, 250 mm	
	1 pc	Ratcheting Torque Wrench	40-200 Nm	
	1 pc	1/2" Universal Joint		



	QTY.	CONTENT OF TOOL TROLLEY	SIZE	IMAGE
TRAY 2	1 pc	Combination Plier	200 mm	
	1 pc	Diagonal Cutting Plier	200 mm	
	1 pc	Long Nose Plier	200 mm	
	1 pc	Water Pump Plier	250 mm	
	1 pc	Circlip Plier - Internal Straight	175 mm	
	1 pc	Circlip Plier - Internal Bent	175 mm	
	1 pc	Circlip Plier - External Straight	175 mm	
	1 pc	Circlip Plier - External Bent	175 mm	
	1 pc	Adjustable Wrench	375 mm	
	1 pc	Locking Plier	250 mm	
TRAY 3	5 pcs	Offset Ratcheting Ring Spanners	6 × 8, 10 × 11, 13 × 14, 15 × 17, 19 × 21 mm	
	25 pcs	Offset Combination Spanners	6, 7, 8, 9, 10, 11, 12, 13, 14, 15, 16, 17, 18, 19, 20, 21, 22, 23, 24, 25, 26, 27, 28, 29, 30 mm	
TRAY 4	7 pcs	Flat Screwdriver	3 × 75, 4 × 100, 4 × 100, 6.5 × 38, 6.5 × 100, 6.5 × 150, 8.0 × 150 mm	
	4 pcs	Phillips Screwdriver	PH1 × 75, PH2 × 100, PH2 × 38, PH3 × 150	
	Set of 8 pcs	Tamper Torx Star Keys	T9, T10, T15, T20, T25, T27, T30, T40	
	1 pc	LED Flashlight	Extends from 17-55 cm, with Telescopic Magnetic Pick-Up	
	Set of 9 pcs	Hex Key Set with Ball End - Extra Long - Metric	1.5, 2, 2.5, 3, 4, 5, 6, 8, 10 mm	

ORDERING INFORMATION

CAT NR.	BOX QTY.
MTB/7/154/AU	1

Automotive Tools Kit 84 Piece

84 Piece Automotive Tool Kit comes in a 7 Drawer Portable Workstation (MTB/7)

A versatile set with an organized layout, makes it convenient to find tools

Ideal for maintenance and service work on automobiles



Tools supplied with trolley

	QTY.	CONTENT OF TOOL TROLLEY	SIZE	IMAGE
TRAY1	17 pcs	1/2" Hex Sockets	8, 10, 11, 12, 13, 14, 15, 16, 17, 18, 19, 21, 22, 24, 27, 30, 32 mm	
	5 pcs	1/2" Hex Sockets Deep	10, 14, 17, 19, 22 mm	
	1 pc	Ratchet handle	1/2"	
	1 pc	Sliding T Bar	1/2"	
	1 pc	L Handle	1/2"	
	1 pc	Universal Joint	1/2"	
	2 pcs	1/2" Extension Bar	5", 10"	
	2 pcs	1/2" Spark Plug Socket	16, 21 mm	
	2 pcs	Adaptors	1/2 F x 3/4 M, 1/2 F x 3/8 M	
	1 pc	Combination Plier	200 mm	
	1 pc	Diagonal Cutting Plier	175 mm	
	1 pc	Long Nose Plier	175 mm	
	1 pc	Circlip Plier - Internal Straight	150 mm	
	1 pc	Circlip Plier - Internal Bent	150 mm	
	1 pc	Circlip Plier - External Straight	150 mm	
	1 pc	Circlip Plier - External Bent	150 mm	
	Set of 9 pcs	Hex Key Set with Ball End - Extra Long - Metric	1.5, 2.0, 2.5, 3.0, 4.0, 5.0, 6.0, 8.0, 10.0 mm	
	1 pc	20 leaf - Feeler Gauge	Blade Length: 150 mm	



	QTY.	CONTENT OF TOOL TROLLEY	SIZE	IMAGE
TRAY 2	4 pcs	Pin Punch Set	1/16", 1/8", 3/16" & 5/32"	
	1 pc	Ball Pein Hammer	Head Weight: 24 oz., Handle Length: 14"	
	1 pc	Plastic Mallet	Head Dia: 25mm	
	1 pc	Chisels	Blade Width: 1" (25 mm), Overall Length: 10" (250 mm)	
	1 pc	Cat Bar	16" (400 mm)	
	1 pc	Hacksaw Frame	12" with Bi-Metal Blade	
	1 pc	Adjustable Wrench	10" (250 mm)	
	1 pc	Water Pump Plier	10" (250 mm)	
	1 pc	Locking Plier	10" (250 mm)	
	1 pc	Retra Knife	KNV/R/6	
TRAY 3	12 pcs	Double Open End Spanner Set	6 × 7, 8 × 9, 10 × 11, 12 × 13, 14 × 15, 16 × 17, 18 × 19, 20 × 22, 21 × 23, 24 × 27, 25 × 28, 30 × 32 mm	
	12 pcs	Ring Spanner Set	6 × 7, 8 × 9, 10 × 11, 12 × 13, 14 × 15, 16 × 17, 18 × 19, 20 × 22, 21 × 23, 24 × 27, 25 × 28, 30 × 32 mm	
	1 pc	Rust Preventive Lubricant Spray - GO 20	300 gms	
	2 pc	Flat Screwdriver	6.5 × 100, 8 × 150 mm	
	2 pc	Phillips Screwdriver	PH1 × 75, PH 2 × 100	

ORDERING INFORMATION

CAT NR.	IDEAL FOR	BOX QTY.
MTB/7/84/AU	4 wheeler workshops	1

44

Automotive Tools Kit 65 Piece



65 Piece Automotive Tool Kit comes in a 7 Drawer Portable Workstation (MTB/7)

A versatile set with an organized layout, makes it convenient to find tools

Ideal for maintenance and service work on automobiles



Tools supplied with trolley

	QTY.	CONTENT OF TOOL TROLLEY	SIZE	
TRAY 1	20 pcs	1/2" Hex Sockets	8, 9, 10, 11, 12, 13, 14, 15, 16, 17, 18, 19, 20, 21, 22, 23, 24, 27, 30, 32 mm	
	1 pc	1/2" Ratchet Handle		
	2 pcs	1/2" Extension Bars	125 & 250 mm (5" & 10")	
	1 pc	1/2" Universal Joint		
	Set of 7 pcs	Hex Key Set with Ball End - Long - Metric	2.5, 3, 4, 5, 6, 8, 10 mm	
	1 pc	1/2" Sliding T Bar		
	2 pcs	1/2" Spark Plug Socket	16 & 21 mm	
	1 pc	Heavy Duty Pin Punch	6 mm	
	1 pc	Locking Plier	250 mm (10")	
	1 pc	Ball Pein Hammer - Hickory Wood	456 gms	
TRAY 2	18 pcs	Deep Offset Combination Spanners	6, 7, 8, 9, 10, 11, 12, 13, 14, 15, 16, 17, 18, 19, 20, 21, 22, 24 mm	
	4 pcs	Philips Screwdriver	Ph 2 x 38 mm, Ph 1 x 75 mm, Ph 2 x 100 mm, Ph 3 x 150 mm	
	6 pcs	Slotted Screwdriver	6.5 x 38 mm, 3 x 75 mm, 4 x 100 mm, 6.5 x 100 mm, 6.5 x 150 mm, 8 x 150 mm	

ORDERING INFORMATION

CAT NR.	BOX QTY.
MTB/7/65/AU	1

INSTANT ACCESS TO TOOLS!

GROZ offers two coloured modular system of foam tool kits designed for ultimate safety and efficiency

A solution for each usage: DIY, automotive repair, industrial maintenance etc.

Ultimate Safety
No more looking around the drawer and risking injury.

Separate space for each tool prevents them for lying around here and there

No Loss
Tools can be located immediately and replaced at the appropriate position after use ensuring no loss

Compatible with GROZ Portable Workstations, Tool Cart & Tool Chest

Tool assortments available in 3 modular sizes:



**SERIES A
FULL SIZE**



**SERIES B
2/3 SIZE**



**SERIES C
1/3 SIZE**

	WIDTH		DEPTH		HEIGHT		MODULE SIZE
	(INCH)	(MM)	(INCH)	(MM)	(INCH)	(MM)	
Series A	22-1/4	565	15-5/32	385	1-3/16	30	Full Size
Series B	15	380	15-5/32	385	1-3/16	30	2/3 Size
Series C	7-9/32	185	15-5/32	385	1-3/16	30	1/3 Size

*Applicable for standard trolley drawer size (internal) of 568 x 391 mm

Choose your option:



Option of fitting
3 pcs of Series C Modular Kits

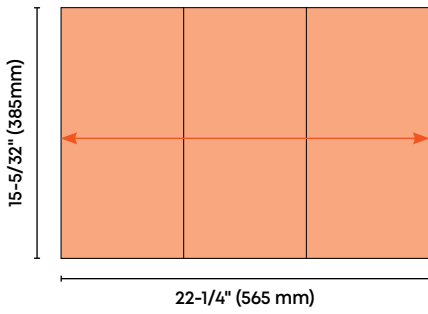


Option of fitting
1 pc of Series B Modular Kit &
1 pc of Series C Modular Kit



Option of fitting
1 pc of Series A Modular Kit

SERIES A - Full Size



QTY.	CONTENT OF TRAY	SIZE	IMAGE
CAT NR. KIT/MOD/11A BOX QTY. 1			
1 pc	Cat Bar	16"	
1 pc	Chisel	Blade Width: 1" (25 mm), Overall Length: 10" (250 mm)	
1 pc	Ball Pein Indestructible Handle Hammer	Head Weight: 24 oz. Handle Length: 14 "	
1 pc	Double Face Plastic Mallet	25 mm	
4 pcs	Pin Punch Set	1.5, 3, 4, 5 mm	
1 pc	Retra Knife		
1 pc	Hacksaw Frame	12" with Bi-metal Blade	
10 pcs	Bi-Metal Hacksaw Blade 8% Cobalt - HSS	12"	
CAT NR. KIT/MOD/13A BOX QTY. 1			
26 pcs	Deep Offset Combination Spanners	6, 7, 8, 9, 10, 11, 12, 13, 14, 15, 16, 17, 18, 19, 20, 21, 22, 23, 24, 25, 26, 27, 28, 29, 30, 32 mm	
CAT NR. KIT/MOD/15A BOX QTY. 1			
1 pc	Adjustable Wrench	15"	
Set of 8 pcs	Tamper Torx Star Keys	T9, T10, T15, T20, T25, T27, T30, T40	
Set of 9 pcs	Hex Keys with Ball End - Extra Long - Metric	1.5, 2.0, 2.5, 3.0, 4.0, 5.0, 6.0, 8.0, 10 mm	
1 pc	LED Flashlight with Telescopic Magnetic Pick Up		
1 pc	Professional Ratcheting Torque Wrench	Drive: 1/2"; Torque Range: 40-200 Nm	
CAT NR. KIT/MOD/19A BOX QTY. 1			
12 pcs	Ring Spanner Set	6 x 7, 8 x 9, 10 x 11, 12 x 13, 14 x 15, 16 x 17, 18 x 19, 20 x 22, 21 x 23, 24 x 27, 25 x 28, 30 x 32 mm	

CAT NR. KIT/MOD/35A BOX QTY. 1		
1 pc	1/2" Slim Line Ratchet Handle	
5 pcs	1/2" Hex Sockets - Deep	10, 14, 17, 19, 21 mm
6 pcs	1/2" Spline Bit Socket	55 mm length: M6, M8, M10; 100 mm length: M8, M10, M12
9 pcs	1/2" Torx Bit Socket	T20, T25, T27, T30, T40, T45, T50, T55, T60
8 pcs	1/2" Hex Bit Socket	5, 6, 7, 8, 10, 12, 14, 17 mm
1 pc	Professional Ratcheting Torque Wrench	Drive: 1/2"; Torque Range: 40-200 Nm



CAT NR. KIT/MOD/37A BOX QTY. 1		
22 pcs	1/2" Hex Sockets	8, 9, 10, 11, 12, 13, 14, 15, 16, 17, 18, 19, 20, 21, 22, 23, 24, 25, 26, 27, 30, 32 mm
21 pcs	1/2" Hex Sockets - Deep	10, 11, 12, 13, 14, 15, 16, 17, 18, 19, 20, 21, 22, 23, 24, 26, 27, 28, 29, 30, 32 mm
1 pc	1/2" Sliding T Handle	
1 pc	Professional Ratcheting Torque Wrench	Drive: 1/2", Torque Range: 40-200 Nm
1 pc	1/2" Universal Joint	
2 pcs	1/2" Spark Plug Sockets	16 mm & 21 mm
1 pc	1/2" Slim Line Ratchet Handle	
2 pcs	1/2" Extension Bars	5" & 10"
2 pcs	Socket Adaptors	1/2 F x 3/4 M, 1/2 F x 3/8 M



CAT NR. KIT/MOD/40A BOX QTY. 1		
1 pc	Side Cutting Plier	7" (175 mm)
1 pc	Long nose Plier	7" (175 mm)
1 pc	Combination Plier	8" (200 mm)
1 pc	Water Pump Plier	10" (250 mm)
6 pcs	Flat Screwdrivers - Hex Shank	3 x 75, 4 x 100, 6.5 x 100, 6.5 x 150, 6.5 x 38, 8 x 150
4 pcs	Phillips Screwdrivers - Hex Shank	PH1 x 75, PH2 x 100, PH2 x 38, PH3 x 150



CAT NR. KIT/MOD/41A BOX QTY. 1		
22 pcs	1/2" Hex Sockets	8, 9, 10, 11, 12, 13, 14, 15, 16, 17, 18, 19, 20, 21, 22, 23, 24, 25, 26, 27, 30, 32 mm
1 pc	1/2" Slim Line Ratchet Handle	
1 pc	1/2" Sliding T Handle	
2 pcs	1/2" Extension Bars	5" & 10"
1 pc	1/2" Universal Joint	
21 pcs	1/2" Hex Sockets - Deep	10, 11, 12, 13, 14, 15, 16, 17, 18, 19, 20, 21, 22, 23, 24, 26, 27, 28, 29, 30, 32 mm
6 pcs	1/2" Spline Bit Sockets	55 mm length: M6, M8, M10; 100 mm length: M8, M10, M12
9 pcs	1/2" Torx Bit Sockets	T20, T25, T27, T30, T40, T45, T50, T55, T60
8 pcs	1/2" Hex Bit Sockets	5, 6, 7, 8, 10, 12, 14, 17 mm



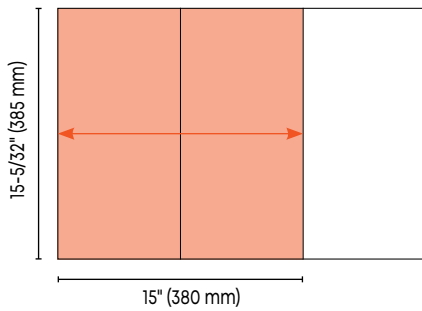
CAT NR. KIT/MOD/42A BOX QTY. 1		
1 pc	Water Pump Plier	10" (250 mm)
1 pc	Side Cutting Plier	7" (175 mm)
1 pc	Long Nose Plier	7" (175 mm)
1 pc	Combination Plier	8" (200 mm)
1 pc	Self Locking Plier	10" (250 mm)
1 pc	Circlip Plier - Bent External	7" (175 mm)
1 pc	Circlip Plier - Bent Internal	7" (175 mm)
1 pc	Circlip Plier - Straight External	7" (175 mm)
1 pc	Circlip Plier - Straight Internal	7" (175 mm)
1 pc	End Nipper	6" (150 mm)
1 pc	Retra Knife	



CAT NR. KIT/MOD/45A BOX QTY. 1		
4 pcs	Pin Punch Round Shank 4" (100 mm)	1/16, 1/8, 5/32, 3/16
1 pc	Adjustable Wrench	10" (250 mm)
1 pc	Water Pump Plier	10" (250 mm)
1 pc	Self Locking Plier	10" (250 mm)
1 pc	Double Face Mallet	25 mm
1 pc	Ball Pein Hammer	Head Weight: 24 oz., Handle Length: 14"
1 pc	Cold Chisel	Blade Width - 1"(25 mm), Overall Length - 10"(250 mm)
1 pc	Cat Bar	16"
1 pc	Hacksaw Frame	12" with Bi-metal Blade
1 pc	Retra Knife	



SERIES B - 2/3 Size



CAT NR. KIT/MOD/1B BOX QTY. 1		
22 pcs	1/2" Hex Sockets	8, 9, 10, 11, 12, 13, 14, 15, 16, 17, 18, 19, 20, 21, 22, 23, 24, 25, 26, 27, 30, 32 mm
1 pc	1/2" Sliding T Bar	
2 pcs	1/2" Spark Plug Sockets	16 mm & 21 mm
1 pc	1/2" Slim Line Ratchet Handle	
2 pcs	1/2" Extension Bars	5" & 10"
1 pc	1/2" Universal Joint	
2 pcs	Socket Adaptors	1/2 F x 3/4 M, 1/2 F x 3/8 M
1 pc	1/2" Flex Handle / Power Bar	



CAT NR. KIT/MOD/9B BOX QTY. 1		
6 pcs	Flat Screwdrivers - Round Shank	3 x 75, 4 x 100, 6.5 x 100, 6.5 x 150, 6.5 x 38, 8 x 150
4 pcs	Phillips Screwdrivers - Round Shank	PH1 x 75, PH2 x 100, PH2 x 38, PH3 x 150



CAT NR. KIT/MOD/14B BOX QTY. 1		
Set of 9 pcs	Hex Keys with Ball End - Extra Long - Metric	1.5, 2.0, 2.5, 3.0, 4.0, 5.0, 6.0, 8.0, 10 mm
12 pcs	Double Open Ended Spanners	6 x 7, 8 x 9, 10 x 11, 12 x 13, 14 x 15, 16 x 17, 18 x 19, 20 x 22, 21 x 23, 24 x 27, 25 x 28, 30 x 32 mm
5 pcs	Pin Punches - Heavy Duty	2.5, 3, 4, 5, 6 mm
1 pc	Center Punch	6 mm

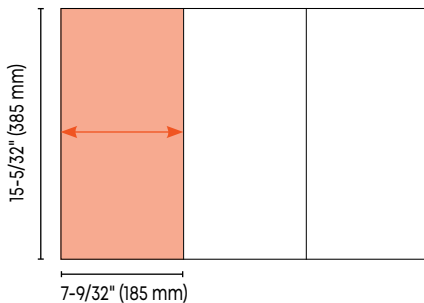


CAT NR. KIT/MOD/16B BOX QTY. 1			
19 pcs	Deep Offset Combination Spanners	6, 7, 8, 9, 10, 11, 12, 13, 14, 15, 16, 17, 18, 19, 20, 21, 22, 23, 24 mm	
CAT NR. KIT/MOD/25B BOX QTY. 1			
19 pcs	Deep Offset Combination Spanners	6, 7, 8, 9, 10, 11, 12, 13, 14, 15, 16, 17, 18, 19, 20, 21, 22, 23, 24 mm	
1 pc	Self Locking Plier	10" (250 mm)	
Set of 7 pcs	Hex Keys With Ball End - Long - Metric	2.5, 3, 4, 5, 6, 8, 10 mm	
CAT NR. KIT/MOD/34B BOX QTY. 1			
1 pc	Side Cutting Plier	7" (175 mm)	
1 pc	Long Nose Plier	8" (200 mm)	
1 pc	Combination Plier	8" (200 mm)	
1 pc	Water Pump Plier	10" (250 mm)	
CAT NR. KIT/MOD/36B BOX QTY. 1			
21 pcs	1/2" Hex Sockets - Deep	10, 11, 12, 13, 14, 15, 16, 17, 18, 19, 20, 21, 22, 23, 24, 26, 27, 28, 29, 30, 32 mm	
1 pc	1/2" Slim Line Ratchet Handle		
CAT NR. KIT/MOD/38B BOX QTY. 1			
13 pcs	1/4" Hex Sockets	4, 4.5, 5, 5.5, 6, 7, 8, 9, 10, 11, 12, 13, 14 mm	
7 pcs	1/4" Hex Bit Sockets	3, 4, 5, 6, 7, 8, 10 mm	
3 pcs	1/4" Slotted Bit Sockets	4, 5.5, 7 mm	
3 pcs	1/4" Philips bit Sockets	PH1, PH2, PH3	
3 pcs	1/4" Pozi bit Sockets	PZ1, PZ2, PZ3	
8 pcs	1/4" Torx Bit Sockets	T8, T10, T15, T20, T25, T27, T30, T40	
1 pc	1/4" Slim Line Ratchet Handle		
2 pcs	1/4" Extension Bars	2" & 4"	
1 pc	1/4" Spinner Handle		
1 pc	1/4" Sliding T Bar		
1 pc	1/4" Universal Joint		
22 pcs	1/2" Hex Sockets	8, 9, 10, 11, 12, 13, 14, 15, 16, 17, 18, 19, 20, 21, 22, 23, 24, 25, 26, 27, 30, 32 mm	
1 pc	1/2" Slim Line Ratchet Handle		
2 pcs	1/2" Extension Bars	5" & 10"	
2 pcs	1/2" Spark Plug Sockets	16 mm & 21 mm	
1 pc	1/2" Sliding T Handle		
2 pcs	Socket Adaptors	1/2 F x 3/4 M, 1/2 F x 3/8 M	
1 pc	1/2" Universal Joint		
Set of 9 pcs	Hex Keys with Ball End - Extra Long - Metric	1.5, 2.0, 2.5, 3.0, 4.0, 5.0, 6.0, 8.0, 10 mm	

CAT NR. KIT/MOD/39B BOX QTY. 1		
22 pcs	1/2" Hex Sockets	8, 9, 10, 11, 12, 13, 14, 15, 16, 17, 18, 19, 20, 21, 22, 23, 24, 25, 26, 27, 30, 32 mm
1 pc	1/2" Slim Line Ratchet Handle	
1 pc	1/2" Universal Joint	
1 pc	1/2" Sliding T Handle	
2 pcs	1/2" Extension Bars	5" & 10"
2 pcs	1/2" Spark Plug Sockets	16 mm & 21 mm
17 pcs	3/8" Hex Sockets	6, 7, 8, 9, 10, 11, 12, 13, 14, 15, 16, 17, 18, 19, 20, 21, 22 mm
2 pcs	3/8" Extension Bars	3" & 6"
1 pc	3/8" Sliding T Handle	
1 pc	3/8" Universal Joint	
2 pcs	Socket Adaptors	1/2 F x 3/4 M, 3/8 F x 1/4 M



SERIES C - 1/3 Size



CAT NR. KIT/MOD/2C BOX QTY. 1		
Set of 7 pcs	Hex Keys With Ball End - Long - Metric	2.5, 3.0, 4.0, 5.0, 6.0, 8.0, 10.0 mm
1 pc	Self Locking Plier	10" (250 mm)



CAT NR. KIT/MOD/3C BOX QTY. 1		
1 pc	Circlip Plier - Bent External	6" (150 mm)
1 pc	Circlip Plier - Bent Internal	6" (150 mm)
1 pc	Circlip Plier - Straight External	6" (150 mm)
1 pc	Circlip Plier - Straight Internal	6" (150 mm)



CAT NR. KIT/MOD/4C BOX QTY.1		
1 pc	Water Pump Plier	10" (250 mm)
1 pc	Self Locking Plier	10" (250 mm)



CAT NR. KIT/MOD/6C BOX QTY.1		
1 pc	Circlip Plier - Bent External	7" (175 mm)
1 pc	Circlip Plier - Bent Internal	7" (175 mm)
1 pc	Circlip Plier - Straight External	7" (175 mm)
1 pc	Circlip Plier - Straight Internal	7" (175 mm)



CAT NR. KIT/MOD/8C BOX QTY.1		
13 pcs	1/4" Hex Sockets	4, 4.5, 5, 5.5, 6, 7, 8, 9, 10, 11, 12, 13, 14 mm
7 pcs	1/4" Hex Bit Sockets	3, 4, 5, 6, 7, 8, 10 mm
3 pcs	1/4" Slotted Bit Sockets	4, 5.5, 7 mm
3 pcs	1/4" Philips Bit Sockets	PH1, PH2, PH3
3 pcs	1/4" Pozi Bit Sockets	PZ1, PZ2, PZ3
8 pcs	1/4" Torx Bit Sockets	T8, T10, T15, T20, T25, T27, T30, T40
9 pcs	1/4" Hex Sockets - Deep	5, 6, 7, 8, 9, 10, 11, 12, 13 mm
1 pc	1/4" Slim Line Ratchet Handle	
3 pcs	1/4" Extension Bars	2", 4", 6"
1 pc	1/4" Spinner Handle	
1 pc	1/4" Sliding T Bar	
1 pc	1/4" Universal Joint	



CAT NR. KIT/MOD/12C BOX QTY.1		
12 pcs	Double Open Ended Spanners	6 x 7, 8 x 9, 10 x 11, 12 x 13, 14 x 15, 16 x 17, 18 x 19, 20 x 22, 21 x 23, 24 x 27, 25 x 28, 30 x 32 mm



CAT NR. KIT/MOD/17C BOX QTY.1		
1 pc	Side Cutting Plier	7" (175 mm)
1 pc	Long Nose Plier	7" (175 mm)
1 pc	Combination Plier	8" (200 mm)



CAT NR. KIT/MOD/18C BOX QTY. 1			
Set of 9 pcs	Hex Keys with Ball End - Extra Long - Metric	1.5, 2.0, 2.5, 3.0, 4.0, 5.0, 6.0, 8.0, 10 mm	
1 pc	Adjustable Wrench	10"	
1 pc	Rust Preventive Lubricant Spray - GO20	300 gms	
1 pc	Feeler Gauge	20 leaves, 150 mm	
CAT NR. KIT/MOD/21C BOX QTY. 1			
1 pc	1/2" L Handle		
1 pc	1/2" Slim Line Ratchet Handle		
5 pcs	1/2" Hex Sockets - Deep	10, 14, 17, 19, 22 mm	
CAT NR. KIT/MOD/22C BOX QTY. 1			
2 pcs	Flat Screwdrivers	6.5 x 100, 8 x 150	
2 pcs	Phillips Screwdrivers	PH1 x 75, PH2 x 100	
CAT NR. KIT/MOD/23C BOX QTY. 1			
22 pcs	1/2" Hex Sockets	8, 9, 10, 11, 12, 13, 14, 15, 16, 17, 18, 19, 20, 21, 22, 23, 24, 25, 26, 27, 30, 32 mm	
1 pc	1/2" Slim Line Ratchet Handle		
CAT NR. KIT/MOD/24C BOX QTY. 1			
1 pc	1/2" Sliding T Handle		
2 pcs	1/2" Extension Bars	5" & 10"	
1 pc	1/2" Universal Joint		
1 pc	1/2" Flex Handle / Power Bar		

CAT NR. KIT/MOD/26C BOX QTY.1			
4 pcs	Flat Screwdrivers	3 × 75, 4 × 100, 6.5 × 100, 8 × 150	
2 pcs	Phillips Screwdrivers	PH2 × 100, PH3 × 150	
CAT NR. KIT/MOD/27C BOX QTY.1			
1 pc	Side Cutting Plier	8" (200 mm)	
1 pc	Long Nose Plier	8" (200 mm)	
1 pc	Combination Plier	8" (200 mm)	
CAT NR. KIT/MOD/28C BOX QTY.1			
5 pcs	Flat Screwdrivers - Round Shank	3 × 75, 4 × 100, 6.5 × 100, 6.5 × 150, 8 × 150	
CAT NR. KIT/MOD/29C BOX QTY.1			
1 pc	Flat Screwdriver - Hex Shank	6.5 × 38	
4 pcs	Phillips Screwdrivers - Round Shank	PH1 × 75, PH2 × 38, PH2 × 100, PH3 × 150	
CAT NR. KIT/MOD/30C BOX QTY.1			
8 pcs	Ring Spanner Set	6 × 7, 8 × 9, 10 × 11, 12 × 13, 14 × 15, 16 × 17, 18 × 19, 20 × 22 mm	

CAT NR. KIT/MOD/31C BOX QTY. 1		
22 pcs	1/2" Hex Sockets	8, 9, 10, 11, 12, 13, 14, 15, 16, 17, 18, 19, 20, 21, 22, 23, 24, 25, 26, 27, 30, 32 mm
1 pc	1/2" Slim Line Ratchet Handle	
2 pcs	1/2" Extension Bars	5" & 10"
1 pc	1/2" Universal Joint	
1 pc	1/2" Sliding T Bar	



CAT NR. KIT/MOD/32C BOX QTY. 1		
1 pc	Adjustable Wrench	10"
1 pc	Water Pump Plier	10" (250 mm)
1 pc	Tape Measure	Length - 5m, Width - 19 mm



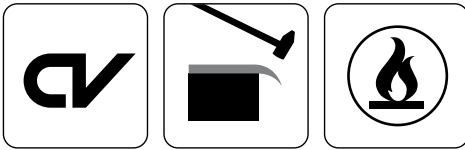
CAT NR. KIT/MOD/33C BOX QTY. 1		
1 pc	Ball Pein Hickory Wood Handle Hammer	Handle Length - 16"
4 pcs	Pin Punches	1.5, 3, 4, 5 mm
3 pcs	Octagonal Cold Chisels	Blade Width - 6 mm, Overall Length - 100, 125, 150 mm
1 pc	Double Face Plastic Mallet	25 mm



46

Reversible Ratcheting Spanners

CSP-RRT



Designed for high torque applications with outstanding performance & durability

72 teeth, strong gear ratcheting ring with 5° arc for smooth movement


Ratcheting mechanism for increased working speed, eliminating the need to remove the spanner after each turn

Narrow and thin head, combined with fine gear tooth design makes the Ratcheting Spanner suitable for working in tight and hard to access areas

Reversible lever to change direction

15° offset at ring end for easy access to fasteners and higher leverage


Chrome plated for corrosion protection with ultra premium finish for scratch proof surface



72 Teeth with 5° action arc:
Provide extreme high torque for professional users



Reversible Lever:
Makes it easy to switch direction



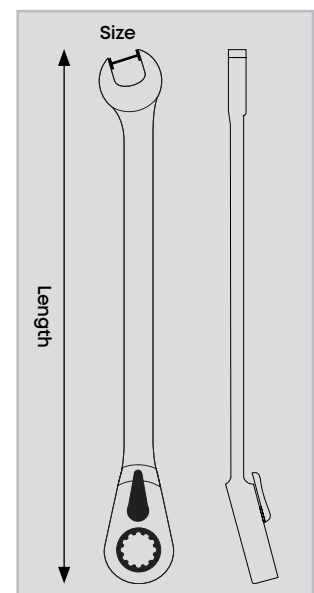
Higher Accessibility:
Offset at the ring end with 15° angle for easier access & higher leverage



CSS/RRT/7ST/UG

ORDERING INFORMATION

CAT NR.	SIZE	LENGTH		WEIGHT (GMS)	BOX QTY.
	(MM)	(INCH)	(MM)		
CSP/RRT/8/UG	8	5-1/2	140	40	5
CSP/RRT/10/UG	10	6-5/16	160	55	5
CSP/RRT/12/UG	12	6-11/16	170	80	5
CSP/RRT/13/UG	13	7-3/32	180	95	5
CSP/RRT/14/UG	14	7-1/2	190	110	5
CSP/RRT/17/UG	17	9	225	180	5
CSP/RRT/19/UG	19	9-5/8	245	235	5
SET					
CSS/RRT/7ST/UG	7 pc set: 8, 10, 12, 13, 14, 17, 19 mm				1





Conforms to DIN 3110

Cold stamped from chrome vanadium 31 CRV3 Steel

Fully heat treated to 44-48 HRC for increased work life

Elliptical pattern spanners

Rust proof matte finish

Size laser etched on both ends for easy identification

Available as loose or in sets in metric sizes

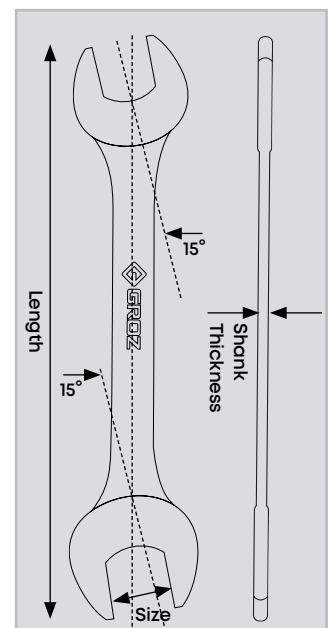


DOSS/SF/12/ST

ORDERING INFORMATION

CAT NR.	SIZE	LENGTH		SHANK THICKNESS (MM)	WEIG HT (GMS)	BOX QTY.
	(MM)	INCH	(MM)			
* DOSP/SF/6-7/S	6 × 7	5	126	2.60	25	10
* DOSP/SF/8-9/S	8 × 9	5 - 19/32	142	2.60	35	10
* DOSP/SF/10-11/S	10 × 11	6 - 3/16	157	3	50	10
* DOSP/SF/12-13/S	12 × 13	6 - 11/16	170	3.3	70	10
* DOSP/SF/14-15/S	14 × 15	7 - 3/8	187	3.6	95	10
* DOSP/SF/16-17/S	16 × 17	8	202	4	120	10
* DOSP/SF/18-19/S	18 × 19	8 - 21/32	220	4	170	10
* DOSP/SF/20-22/S	20 × 22	9 - 1/8	232	4.4	210	10
DOSP/SF/21-23/S	21 × 23	9 - 11/16	246	4.9	250	10
DOSP/SF/24-27/S	24 × 27	10 - 7/16	265	5.3	330	10
DOSP/SF/25-28/S	25 × 28	10 - 27/32	275	5.8	380	10
DOSP/SF/30-32/S	30 × 32	11 - 23/32	298	6.2	480	10
SETS						
DOSS/SF/12/ST	12 pc Metric Set, 6 × 7, 8 × 9, 10 × 11, 12 × 13, 14 × 15, 16 × 17, 18 × 19, 20 × 22, 21 × 23, 24 × 27, 25 × 28, 30 × 32 mm					5

* Best Seller



48

Ring Spanners

RSP



Ring spanners have an elliptical pattern & are cold stamped from chrome vanadium (31CrV3) steel

Conform to DIN 838

Spanners feature super drive broach reducing corner rounding & applying more torque

Fully heat treated to 42-48 HRC for increased work life

Rust proof matte finish

Size laser etched on both ends for easy identification

Available as loose or in sets in metric sizes

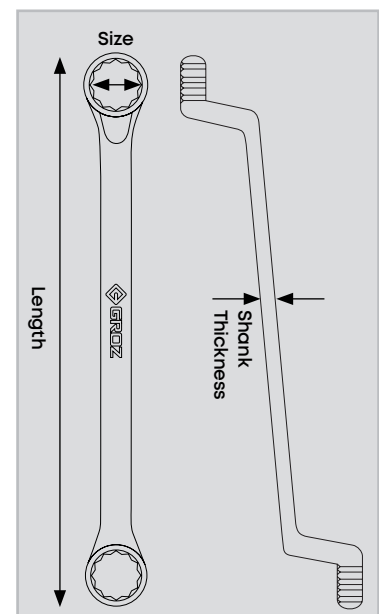



RSS/SF/12/ST

ORDERING INFORMATION

CAT NR.	SIZE	LENGTH		SHANK THICKNESS	WEIGHT	BOX QTY.
	(MM)	(INCH)	(MM)	(MM)	(GMS)	
* RSP/SF/6-7/S	6 x 7	6 - 7/8	175	4.4	55	10
* RSP/SF/8-9/S	8 x 9	7 - 9/32	185	4.5	70	10
* RSP/SF/10-11/S	10 x 11	7 - 13/16	198	5.2	90	10
* RSP/SF/12-13/S	12 x 13	8 - 7/16	215	5.4	115	10
* RSP/SF/14-15/S	14 x 15	9	228	5.6	150	10
* RSP/SF/16-17/S	16 x 17	9 - 11/16	246	6.2	190	10
* RSP/SF/18-19/S	18 x 19	10 - 9/16	268	6.4	235	10
* RSP/SF/20-22/S	20 x 22	11 - 1/2	292	6.9	315	5
RSP/SF/21-23/S	21 x 23	12 - 13/32	315	7.1	350	5
RSP/SF/24-27/S	24 x 27	13	328	7.6	450	5
RSP/SF/25-28/S	25 x 28	13 - 7/16	342	7.8	500	3
RSP/SF/30-32/S	30 x 32	14 - 9/16	370	8.8	630	2
SETS						
RSS/SF/12/ST	12 pc Metric Set, 6 x 7, 8 x 9, 10 x 11, 12 x 13, 14 x 15, 16 x 17, 18 x 19, 20 x 22, 21 x 23, 24 x 27, 25 x 28, 30 x 32 mm					5

* Best Seller





Forged Chrome Vanadium steel, fully hardened & tempered

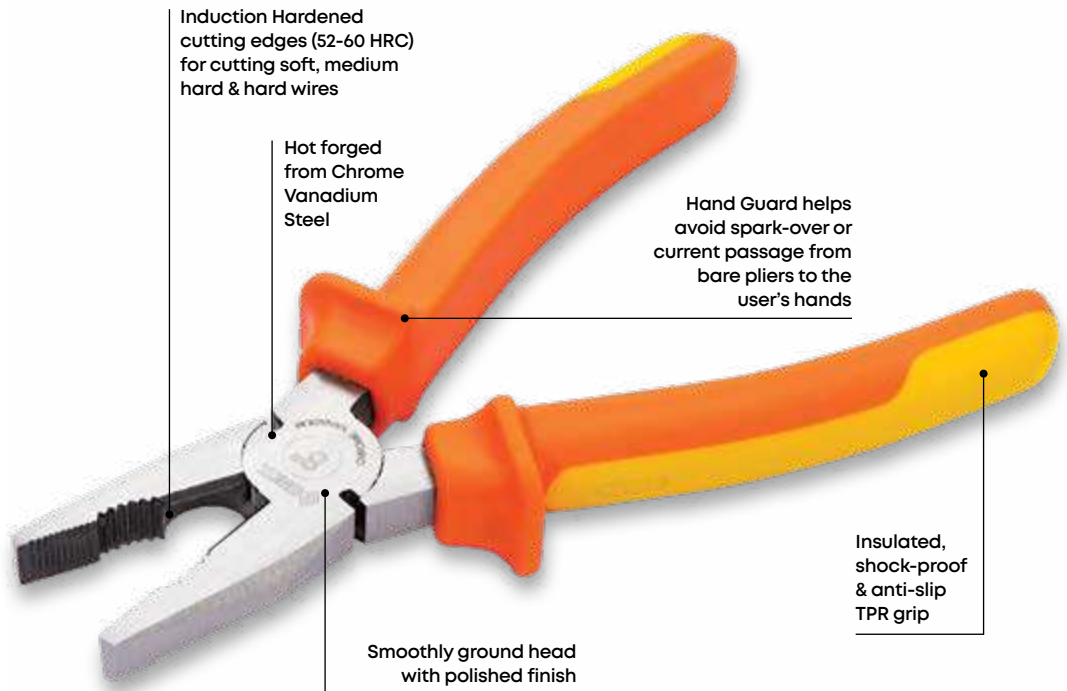
1000V Safe

Tested in accordance with VDE standards & insulated to 1000V AC for live wire working

Heavily insulated, dual colour, ergonomically designed TPR grip is shock-proof & anti-slip making these pliers safest in use

Available in the following types

- a. **Combination Pliers**
Most suitable for gripping, bending, straightening, crushing, pulling, stripping insulation, cutting wires etc
- b. **Long Nose Pliers**
Most suitable for cutting & gripping wires
- c. **Side Cutting Pliers**
Most suitable for cutting wires



Combination Pliers



Long Nose Pliers



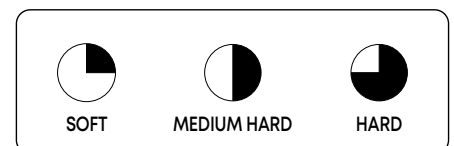
Side Cutting Pliers

ORDERING INFORMATION

CAT NR.	LENGTH		BOX QTY.
	(INCH)	(MM)	
COMBINATION PLIERS			
CPL/CV/6	6	150	72
CPL/CV/7	7	175	72
* CPL/CV/8	8	200	54
LONG NOSE PLIERS			
* LNP/CV/6	6	150	72
LNP/CV/7	7	175	72
* LNP/CV/8	8	200	72
SIDE CUTTING PLIERS			
* SCP/CV/6	6	150	72
SCP/CV/7	7	175	72

* Best Seller

Suitable for use with wires



50

Circlip Pliers

CLP



Hot forged from Chrome Vanadium Steel

Fully hardened & tempered

Precise & solid contact tips prevent circlip damage

Forged non slip tips for exceptional longevity & precision

Soft cushion grip for comfort in usage



External Straight



External Bent



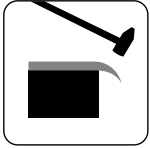
Internal Straight



Internal Bent

ORDERING INFORMATION

CAT NR.	DESCRIPTION	LENGTH		BOX QTY.
		(INCH)	(MM)	
CLP/ST/E/150	External Straight	6	150	54
CLP/ST/E/175	External Straight	7	175	54
CLP/ST/I/150	Internal Straight	6	150	54
CLP/ST/I/175	Internal Straight	7	175	54
CLP/BND/E/150	External Bent	6	150	54
CLP/BND/E/175	External Bent	7	175	54
CLP/BND/I/150	Internal Bent	6	150	54
CLP/BND/I/175	Internal Bent	7	175	54



Forged from Chrome Vanadium Steel

Fully hardened & tempered jaws clamp automatically on pipes & nuts

Serrated jaws set at 45° from the handles. Lower jaw can be moved to 7 position by sliding along a tracking section under the upper jaw. This allows adjustment to number of sizes without the distance of the handle growing too wide

Corrosion resistant black oxide finish

Ergonomic cushion grip for convenience in use

Used for turning & holding nuts & bolts, gripping irregular shaped objects, holding pipes, objects with large diameter etc



Jaws remain parallel in any position for better grip

Unique box joint adjusting system allows quick & easy one hand adjustment

Special barrier prevents accidental squeeze of fingers between plier handles

Cushion grip handle for convenience in use

ORDERING INFORMATION

CAT NR.	LENGTH		BOX QTY.
	(INCH)	(MM)	
WPP/BJ/7/CV	7	175	10
* WPP/BJ/10/CV	10	250	10
* WPP/BJ/12/CV	12	300	8
WPP/BJ/16/CV	16	400	5

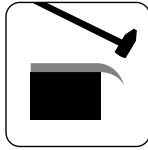
* Best Seller



52

Adjustable Wrenches

AWR-CV



Adjustable Wrench is a spanner with a jaw of adjustable width. This allows the same wrench to be used with varying sizes of nuts & bolts unlike conventional fixed spanners

The same wrench can be used with both metric & imperial fasteners

Forged from Chrome Vanadium Steel, accurately hardened & tempered

Precision ground jaws for secure grip on fasteners

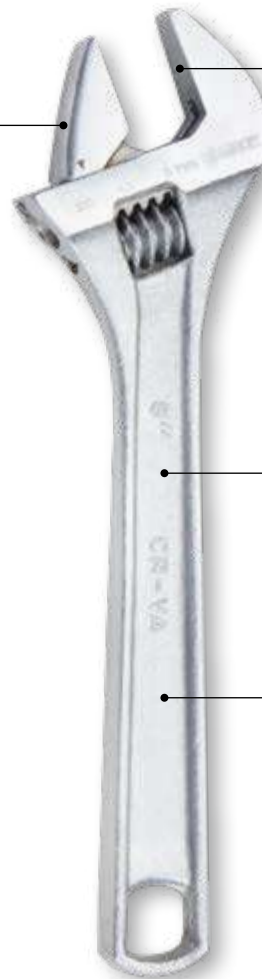
Ergonomic handle for comfortable grip reducing user fatigue



NOTE
Ensure that fixed jaw leads the rotation & movable jaws follows the fixed jaw. This way, there will be less stress on the movable jaw which is not supported as ruggedly as the fixed jaw

Graduated scale indicates jaw opening

Precision ground jaws grip fasteners better eliminating slippage



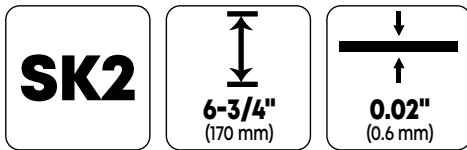
Hot forged, hardened & tempered Chrome Vanadium Steel

Chrome Plated Finish

ORDERING INFORMATION

CAT NR.	LENGTH		OPENING		TORQUE (KGF-M)	BOX QTY.
	(INCH)	(MM)	(INCH)	(MM)		
AWR/CV/8	8	200	15/16	24	148	10
* AWR/CV/10	10	250	1	27	245	10
* AWR/CV/12	12	300	1-5/16	34	392	10

* Best Seller



Heavy duty Retractable knife for continuous, non-stop usage

Rugged Zinc alloy body for prolonged tool life

SK 2 steel blades are accurately hardened & have superior edge retention to handle tough cutting jobs with ease

Each blade can be used twice. When blunt, simply pull out blade, invert it & re-install. Knife is ready to use again

Quick Blade change:

1. Simply press quick release button to slide out used blade
2. Load new blade with a squeeze of the lever

In-built storage compartment that can store up to 6 spare blades (included) gives convenient access to new blades

Ergonomic TPR handle with thumb groove for improved grip & ease of use

Suitable for cutting plastic, rubber, wood, gaskets, cardboard, fibre etc.

Blades available as spares as a pack of 12

QUICK BLADE CHANGE



Squeeze lever to load blade



Quick release button to slide out used blade



Squeeze lever again to load new blade

ORDERING INFORMATION

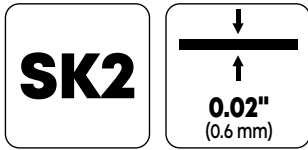
CAT NR.	DESCRIPTION	BOX QTY.
KNV/R/6	Knife	6
BLD/KNV/5/ST	Spare blade, pack of 10	10



54

Utility Knife Professional

KNV-R7



Retractable knife for continuous usage with reduced fatigue

Rugged Zinc alloy body for prolonged life

SK2 Steel blades accurately hardened with superior edge retention to handle tough cutting jobs with ease

Each blade can be used twice. When blunt, simply pull out blade, invert it & re-install. Knife is ready to use again

Quick auto loading design allows the user to replace blunt blades in seconds with simple push of a button

Easy access slider blade storage holds up to 5 blades for fast and easy blade change

Ergonomic TPR grip reduces slippage and increases user comfort

Suitable for cutting plastic, rubber, wood, gaskets, cardboard, fibre etc.

QUICK BLADE CHANGE



Squeeze lever to load blade



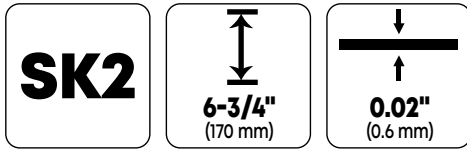
Quick release button to slide out used blade



Squeeze lever again to load new blade

ORDERING INFORMATION

CAT NR.	DESCRIPTION	BOX QTY.
KNV/R/7	Knife	6
BLD/KNV/5/ST	Set of 10 spare blades	10



GROZ Retractable knife for fatigue free non-stop usage

Lightweight, yet robust Aluminium Die Cast body

SK2 Steel blades with triple cutting edge makes the blades 50% sharper compared to regular blades

Interlock nose secures the blade firmly making it safe in use

In-built blade storage compartment for 5 blades



Press the lever down & push forward to load blade



Open screw to reach blade storage compartment



Quick & convenient blade interchange



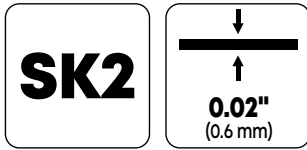
Total 5 blades: 4 blades come as spare inside the knife, with 1 blade in use

ORDERING INFORMATION

CAT NR.	DESCRIPTION	BOX QTY.
KNV/5	Knife	6
BLD/KNV/5/ST	Spare blade, pack of 10	10

56

Heavy Duty Retractable Construction Knife

KNV-10


Rugged Zinc alloy body for prolonged life

SK2 Steel blades accurately hardened with superior edge retention to handle tough cutting jobs with ease

In-built blade storage compartment

Each knife comes with 5 blades

Bottom edge of knife can be used for light hammering jobs; on paper boards, cardboards after cutting



Simply slide the lever to retract the blade



Open screw to reach blade storage compartment



Quick & convenient blade interchange



Spare blades stored in the compartment with 1 blade in use

ORDERING INFORMATION

CAT NR.	DESCRIPTION	BOX QTY.
KNV/10	Knife	6
BLD/KNV/5/ST	Set of 10 Spare Blades	10

SK2



Rugged die cast aluminum body

Hardened SK2 steel blades with superior edge retention to handle tough cutting jobs with ease

Retractable blade for variable depth of cut

Auto locking slider for secure hold

Removable blade snapper for removing worn out blades

Easy access blade change

Textured finish for positive slip-resistant grip



Slide the lever to retract the blade



In-built blade snap-off tool for blunt blades

ORDERING INFORMATION

CAT NR.	DESCRIPTION	BOX QTY.
KNV/S/1	Knife	6
BLD/KNV/S/1/ST	Set of 10 Spare Blades	10

75X
STRONGER

The Indestructible Handle Hammer Technology



WATCH VIDEO

STEEL LOCKING PLATE

locks head to the handle
eliminating loosening or
dislodging

HI-VISIBILITY HEAD

instant identification on
any job site

VULCANIZED RUBBER HANDLE

Absorbs impact & vibration,
reducing user fatigue
Protects user in the event
of striking an electrical
wire
Made from special grade
of ozone resistant rubber
for use in tough outside
environments
Handles on most head
sizes weigh more than
the head, allowing user to
apply double the torque on
any struck surface

DROP FORGED HEAD

with striking
ends induction
hardened
(50-58 HRC)

SPRING STEEL BARS

9/32" (7.1 mm) dia.
spring steel bars
resist overstrike
without breaking

STEEL REINFORCED LANYARD HOLE



OUTSTANDING DURABILITY

In our desire to build the world's strongest Sledge Hammer, we tested our Indestructible Handle Sledge Hammer against Sledges with different handles. We attached each Sledge to an Electronic drive machine & tested for both Direct & Overstrikes at a strike rate of 80 blows per minute

WE STOPPED COUNTING AFTER

36,000

STRIKES WITH NO INDICATION OF DEFORMATION IN BOTH DIRECT & OVERSTRIKE TESTS

FIBRE GLASS HAMMER BROKE IN

7,000

STRIKES IN DIRECT STRIKE TEST & 4,126 STRIKES IN OVERSTRIKE TEST

WOOD HAMMER BROKE IN

450

STRIKES IN DIRECT STRIKE TEST & 208 STRIKES IN OVERSTRIKE TEST


THE RESULT

The GROZ Indestructible Handle Hammers come with a 12 month warranty. These are designed to ensure that the hammer handle will not break/separate from the hammer head under normal wear & tear. Warranty does not cover use of the hammer other than as a hand-held striking tool, nor to breakage/mushrooming etc. of the hammer head

58

Club Hammers

CHID



BS 876

For material, hardness & performance

SANS 387:2014



Indestructible handle is made up of 4 spring steel bars that run all the way through the handle

Bars are locked with the hammer head using steel locking plates ensuring that the head never gets dislodged

Ergonomic rubber grip handle absorbs vibration and reduces fatigue

Special bonding process ensures that the head never gets loose from the handle

These are available in 2 types:

Heavy Duty 50-58 HRC Head*

Forged from special steel, the hammer head is induction case hardened 50-58 HRC. These hammers are especially useful in demolition work where the struck surface is softer than the hammer head

UTILITY

- Driving in stakes
- Metal-forming
- Setting bolts
- Minor demolition work

Soft Face 30 HRC Head

Forged from special steel, the hammer head is induction case hardened & then tempered to reduce hardness to within 30-35 HRC. Softer head is designed to mushroom when striking harder base materials. Prevents damage to struck work pieces



Heavy Duty 52 HRC Head

Soft Face 30 HRC Head

PATENT PENDING



Steel Locking Plate



4 Spring Steel Bars



Ergonomic Rubber Grip Handle

UTILITY

- Construction
- Metal forming
- Over ground mining
- Maintenance of cutting tools




ORDERING INFORMATION

CAT NR.	HEAD WEIGHT		OVERALL LENGTH		BOX QTY.
	(LBS)	(KG)	(INCH)	(MM)	
HEAVY DUTY 52 HRC HEAD					
* CHID/2.5/12	2.5	1.1	12	300	8
* CHID/4/12	4	1.8	12	300	8
CHID/4/16	4	1.8	16	400	8
SOFT FACE 30 HRC HEAD					
CHID/SF/2.5/12	2.5	1.1	12	300	8
CHID/SF/4/12	4	1.8	12	300	8

* Best Seller

WARNING*

Do not strike objects harder than 46 HRC. Striking items of a greater hardness is liable to cause fracture or chipping



Indestructible handle is made up of 6 spring steel bars that run all the way through the handle

Bars are locked with the hammer head using steel locking plates ensuring that the head never gets dislodged

Ergonomic rubber grip handle absorbs vibration and reduces fatigue.

Special bonding process ensures that the head never gets loose from the handle

These are available in 2 types:

Heavy Duty 50-58 HRC Head*

Forged from special steel, the hammer head is induction case hardened 50-58 HRC. These hammers are especially useful in demolition work where the struck surface is softer than the hammer head. These are also available with a short handle (12-16" length), especially useful in automotive applications

UTILITY

- Driving in stakes
- Heavy demolition work
- Construction: fracturing stone & concrete
- Driving fence posts
- Police, fire & rescue
- Rebar work
- Railroads
- Bending & shaping metal

ORDERING INFORMATION

CAT NR.	HEAD WEIGHT		OVERALL LENGTH		BOX QTY.
	(LBS)	(KG)	INCH	(MM)	
HEAVY DUTY 52 HRC HEAD					
SHID/6/24	6	2.7	24	600	4
SHID/6/30	6	2.7	30	750	4
* SHID/8/24	8	3.6	24	600	4
* SHID/8/30	8	3.6	30	750	4
SHID/8/36	8	3.6	36	900	4
SHID/10/30	10	4.5	30	750	4
SHID/12/30	12	5.5	30	750	4
* SHID/14/30	14	6.3	30	750	4
SHID/20/36	20	9	36	900	4

* Best Seller

BS 876

For material, hardness & performance

SANS 387:2014



Heavy Duty 52 HRC Head

PATENT PENDING


Soft Face 30 HRC Head

Soft Face 30 HRC Head:

Forged from special steel, the hammer head is induction case hardened & then tempered to reduce hardness to within 30-35 HRC. Softer head is designed to mushroom when striking harder base materials. Prevents damage to struck work pieces

UTILITY


- Construction
- Agriculture
- Automotive
- Overground mining
- Railroad
- Maintenance of cutting tools



Steel Locking Plate



6 Spring Steel Bars



Ergonomic Rubber Grip Handle

CAT NR.	HEAD WEIGHT		OVERALL LENGTH		BOX QTY.
	(LBS)	(KG)	INCH	(MM)	
SOFT FACE 30 HRC HEAD					
SHID/SF/6/30	6	2.7	30	750	4
SHID/SF/8/30	8	3.6	30	750	4
SHID/SF/10/30	10	4.5	30	750	4
SHID/SF/12/30	12	5.5	30	750	4
SHID/SF/14/36	14	6.3	36	900	4

WARNING*

Do not strike objects harder than 46 HRC. Striking items of a greater hardness is liable to cause fracture or chipping

60

Copper Head Sledge Hammers

CHID-CU

SHID-CU



°C
°F
-10°C to 50°C
(14°F to 122°F)



85 HV

Cu
COPPER





°C
°F
-10° to 50°C
(14° to 122°F)

Indestructible handle is made with spring steel bars that run all the way through the handle

Bars are locked with the hammer head using steel locking plates ensuring that the head never gets dislodged


Ergonomic rubber grip handle absorbs shock & vibration reducing fatigue.

Special bonding process ensures that head never gets loose from the handle


Hammer head is forged from 99.9% pure copper for spark free use. Copper head resists sparking & reduces marring of most struck surfaces

UTILITY

- Metal forming
- Mining
- Underground coal mining



Steel Locking Plate



4 - 6 Spring Steel Bars


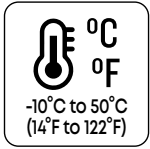


Ergonomic Rubber Grip Handle

ORDERING INFORMATION

CAT NR.	HEAD WEIGHT		OVERALL LENGTH		BOX QTY.
	(LBS)	(KG)	(INCH)	(MM)	
CHID/2.5/12/CU	2.5	1.1	12	300	8
CHID/2.5/16/CU	2.5	1.1	16	400	8
*CHID/4/12/CU	4	1.8	12	300	8
CHID/4/16/CU	4	1.8	16	400	4
*SHID/8/24/CU	8	3.6	24	600	4
*SHID/14/30/CU	14	6.3	30	750	4

* Best Seller



Indestructible handle is made with spring steel bars that run all the way through the handle


Bars are locked with the hammer head using steel locking plates ensuring that the head never get dislodged

Ergonomic rubber grip handle absorbs shocks & vibration hence reducing fatigue

Drop forged brass head is spark resistant. It absorbs impact & reduces damage on the surface being hit. Also it can be used safely in combustible environments



Mar Resistant Head



Steel Locking Plate



4 Spring Steel Bars



Ergonomic Rubber Grip Handle

UTILITY

- Oil Rigs
- Gas Industry
- Automotive applications where the struck surface is soft

ORDERING INFORMATION

CAT NR.	HEAD WEIGHT		OVERALL LENGTH		BOX QTY.
	(LBS)	(KG)	(INCH)	(MM)	
* SHID/2.5/12/BR	2.5	1.1	12	300	8
* SHID/4/12/BR	4	1.8	12	300	8
SHID/4/16/BR	4	1.8	16	400	8
◆ SHID/6/30/BR	6	2.7	30	750	8
◆ SHID/8/30/BR	8	3.6	30	750	8


* Best Seller ◆ New



62

Ball Pein Hammers

BPID



Handle is made with spring steel bars that run all the way through the handle

Bars are locked with the hammer head using steel locking plates ensuring that the head never gets dislodged

Ergonomic rubber grip handle absorbs shock & vibration reducing fatigue. Special bonding process ensures that head never gets loose from the handle

These are available in 2 types:

Heavy Duty 50-58 HRC Head*

Forged from special steel, the hammer head is induction case hardened 50-58 HRC for extended life

Soft Face 30 HRC Head

Forged from special steel, the hammer head is induction case hardened & then tempered to reduce hardness to within 30-35 HRC. Softer head is designed to mushroom when striking harder base materials instead of chipping. Prevents damage to struck work pieces

UTILITY

- Bending & shaping metal
- Driving punches & chisels
- Concrete & stone work
- Hand forging
- Setting rivets
- Peen riveted & welded material
- Texturing face of metal

ORDERING INFORMATION

CAT NR.	HEAD WEIGHT		OVERALL LENGTH		BOX QTY.
	(GMS)	(OZ)	(INCH)	(MM)	
HEAVY DUTY 52 HRC HEAD					
BPID/16/14	450	16	14	350	8
BPID/20/14	565	20	14	350	8
* BPID/24/14	680	24	14	350	8
* BPID/32/14	900	32	14	350	8
BPID/48/14	1360	48	14	350	8
SOFT FACE 30 HRC HEAD					
BPID/SF/24/14	680	24	14	350	8

* Best Seller

BS 876

For material, hardness & performance




Heavy Duty 50-58 HRC Head

Soft Face 30 HRC Head

PATENT PENDING



Steel Locking Plate



2 Spring Steel Bars



Ergonomic Rubber Grip Handle


WARNING*

Do not strike objects harder than 46 HRC. Striking items of a greater hardness is liable to cause fracture or chipping

63

Cross Pein Hammers

CPID



Indestructible 16" (400 mm) long handle is made with 4 spring steel bars that run all the way through the handle

Bars are locked with the hammer head using steel locking plates ensuring that the head never gets dislodged
Ergonomic rubber grip handle absorbs shock & vibration reducing fatigue


Special bonding process ensures that head never gets loose from the handle

Hammer head is forged from special steel & is induction case hardened to 50-58 HRC for extended life

UTILITY

- Heavy Forging
- Bending & Shaping Metal
- Spreading Metal
- Driving Punches & Chisels
- Driving Masonry Drills
- Concrete & Stone Work
- Starting Panel Pins & Tacks

PATENT PENDING



4 Spring Steel Bars



ORDERING INFORMATION

CAT NR.	HEAD WEIGHT		OVERALL LENGTH		BOX QTY.
	(LBS)	(KG)	(INCH)	(MM)	
CPID/2/16	2.5	1.15	16	400	8
* CPID/3/16	3.5	1.60	16	400	8

* Best Seller

WARNING

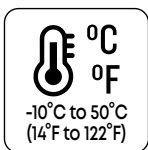
Do not strike objects harder than 46 HRC. Striking items of a greater hardness is liable to cause fracture or chipping



64

Claw Hammer

CLID



Indestructible 13" (330 mm) long handle is made with 2 spring steel bars that run all the way through the handle

Bars are locked with the hammer head using steel locking plates ensuring that the head never gets dislodged

Hammer Head is forged from special steel & induction case hardened 50-58 HRC for extended life

Well shaped, curved claw is tapered for

maximum grip & higher leverage when gripping a nail

Special bonding process ensures that the head never gets loose from the handle

Ergonomic rubber grip handle absorbs shock & vibration reducing fatigue

UTILITY

- Pulling Out Nails
- Lifting Floorboards
- Carpentry Work

PATENT PENDING



2 Spring Steel Bars



BS 876

For material, hardness & performance

WARNING

Do not strike objects harder than 46 HRC. Striking items of a greater hardness is liable to cause fracture or chipping

Do not use a claw hammer for striking cold chisels or for pulling out masonry nails



ORDERING INFORMATION

CAT NR.	HEAD WEIGHT		OVERALL LENGTH		BOX QTY.
	(OZ)	(GMS)	(INCH)	(MM)	
CLID/16/13	16	450	13	330	12

65

Double Face Plastic Mallet

HMR-SF

Multi-purpose striking tool useful for a variety of applications in industrial, automotive, light engineering & metalworking: for striking surfaces that could get damaged by steel hammers

Chrome plated screw head with 2 screw-in replaceable heads. Tubular steel handle shifts the weight balance towards the head for extra power in each blow

Available with a choice of heads:

a. Plastic Head

To lightly strike material without damaging or marring the surface. Used for piston cylinder assembly in engines, jewellery making etc

b. Rubber Head

To deliver cushioned strike. Used in sheet metal & aluminium fabrication jobs, installation of wheel hub caps in automotive assembly & maintenance

c. Brass Head

Used in denting & painting shops, fitting jobs without causing any damage to the work surface

d. Copper Head

Provides a firm positive blow without any risk of marring the surface of highly finished expensive components



APPLICATION

- Light Engineering Jobs
- Injection Moulding
- Light Metal Working
- Denting & Painting
- Assembly & Fitting in automotive workshops
- Assembly work when need to avoid damage to the surface of component & parts
- Jewellery Making

ORDERING INFORMATION

CAT NR.	DESCRIPTION	BOX QTY.
HMR/SF/25	Hammer	8
◆ KIT/HMR/SF/4ST	Kit: Mallet with plastic & rubber head fitted, copper & brass head as spares	8
SPARE HEADS		
◆ HD/PR/HMR/25	Red plastic head	10
◆ HD/PB/HMR/25	Black rubber head	10
◆ HD/BR/HMR/25	Brass head	10
◆ HD/CU/HMR/25	Copper head	10

◆New



a. Plastic Head



b. Rubber Head



c. Brass Head



d. Copper Head

66

Centre Punches Round Head


CP

Carbon steel single piece construction with knurled round shank and round striking head

Ideal for clearly marking metal in work layout & making indentations in a work piece before drilling to ensure correct location of drill points

Accurately hardened and tempered so that the point will withstand continuous use and the striking end will not splinter

Working tip centred and ground to the correct angle (90° included angle)
Rust inhibiting black oxide finish



ORDERING INFORMATION

CAT NR.	POINT SIZE		BODY DIAMETER		OVERALL LENGTH (L)		BOX QTY.
	(INCH)	(MM)	(INCH)	(MM)	(INCH)	(MM)	
* CP/5-64	5/64	2	5/16	8	4	100	20
* CP/5-32	5/32	4	3/8	10	4	100	20
* CP/1-4	1/4	6	7/16	11	5	125	25

* Best Seller

67

Adjustable Tap & Reamer Wrenches Bar Type


ARWR-SG

Extra heavy duty, industrial quality tap wrenches

Straight handle design of these tap wrenches provides greater leverage, particularly useful when working with large diameter taps.

Nr. 0, 5 & 6 have a forged body

Nr. 00, 7 & 8 have die cast body



ORDERING INFORMATION

CAT NR.	LENGTH		JAW HOLDING CAPACITY				BOX QTY.
			SQUARE SIZE		TAP SIZE		
	(INCH)	(MM)	(INCH)	(MM)	(INCH)	(MM)	
ARWR/SG/0	8	200	3/32-1/2	2.5-12	1/8-3/8	M1-M12	20
ARWR/SG/00	5.11/32	133	5/64-9/32	2-7.35	1/8-1/4	M1-M6	20
ARWR/SG/5	10.8	270	11/64-9/16	4.25-14.4	3/16-5/8	M4-M16	10
ARWR/SG/6	14.8	370	11/64-11/16	4.25-17.7	3/16-7/8	M4-M20	10
ARWR/SG/7	19.6	490	1/4-29/32	6.8-23.35	1/4-1.1/8	M6-M30	10
ARWR/SG/8	29.6	740	3/8-1.13/32	9.2-36.0	1/2-1.3/4	M9-M45	5



68

Super Cut Hi-Tension Hacksaw

HF-40


Rugged aluminum die cast handle & tubular steel frame

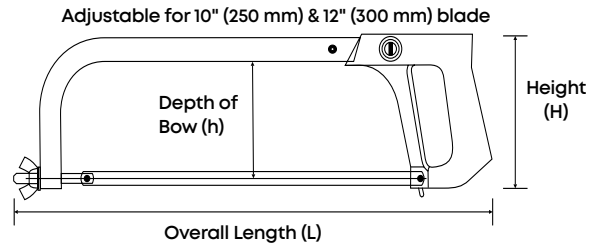
Blade can be tensioned to achieve 30,000 PSI, giving a super fast cutting action
Blade can be mounted at 45° for flush cutting jobs

Storage space in the frame for spare blades
Comes complete with 12" (300 mm) Bi-metal blade



ORDERING INFORMATION

CAT NR.	OVERALL LENGTH (L)		HEIGHT (H)		DEPTH OF BOW (H)		BOX QTY.
	(INCH)	(MM)	(INCH)	(MM)	(INCH)	(MM)	
HF/40/BL	16-23/32	425	6-1/2	165	4	100	20


69

Hacksaw Frame Professional

HF-12

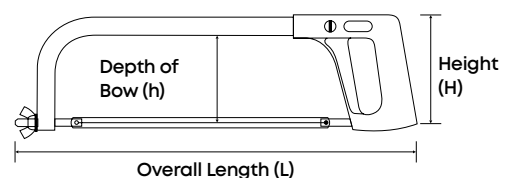

Rugged heavy duty industrial quality hacksaw frame designed for the professional with guarded grip design

Strong aluminium die cast handle for comfort & control
Easy to use blade tensioning device to set the blade correctly
Supplied complete with 12" chrome alloy steel blade


HF/12/RB

ORDERING INFORMATION

CAT NR.	DETAILS	OVERALL LENGTH (L)		HEIGHT (H)		DEPTH OF BOW (H)		BOX QTY.
		(INCH)	(MM)	(INCH)	(MM)	(INCH)	(MM)	
HF/12/RB	Black frame with red handle	17-5/16	440	5-1/8	130	4	103	10



70

Handyman's Hacksaw

HF-15



Rectangular section of the tubular bow ensures perfect combination of rigidity and balance.

Aluminium die cast handle, unbreakable in normal use provides comfortable grip and directs pressure in the correct line of thrust for maximum efficiency

Blade can also be set for sawing at 90°.

Storage compartment in the tubular bow for storing spare blades

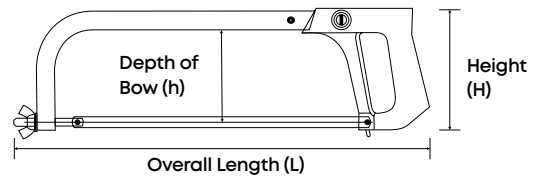
Lightweight design makes it very useful for overhead cutting or use from a ladder or scaffolding.



ORDERING INFORMATION

CAT NR.	OVERALL LENGTH (L)		HEIGHT (H)		DEPTH OF BOW (h)		BOX QTY.
	(INCH)	(MM)	(INCH)	(MM)	(INCH)	(MM)	
HF/15/BS	17	430	5.1/8	130	4.15/64	106	12

Adjustable for 10"(250mm) & 12"(300mm) blade



71

2 Jaw Hand Riveter

FH-10

Manufactured from high strength structural steel

Heat treated internal parts for increased wear resistance

Easy Maintenance

Jaws can be cleaned without tool disassembly

Ergonomically designed longer handle with PVC dip coated non-slip grip

Attractive powder coated finish

Includes 4 nose pieces & a nose piece wrench



Convenient change of nose pieces with wrench



4 nose pieces for a range of rivets sizes:
3/32" (2.4 mm)
1/8" (3.2 mm)
5/32" (4.0 mm)
3/16" (4.8 mm)



Nose body designed to fit into smaller applications

50% STRONGER



ORDERING INFORMATION

CAT NR.	BOX QTY.
RT/FH-10	5

72
Spring Calipers & Dividers
ID
OD
DD

Designed for taking comparative measurements & transferring the dimensions to a Micrometer, Vernier Calliper, precision rule

Dividers are used for marking out circles on steel or transferring measurements from master templates.

Calipers & dividers have a spring joint for precision settings. Adjustments are made by opening & closing of legs via an adjusting nut

Divider points are hardened 50-55 HRC for increased wear resistance

ORDERING INFORMATION

CAT NR.	CAT NR.	CAT NR.	SIZE (L)		BOX QTY.
			(MM)	(INCH)	
ID/EC/4	OD/EC/4	DD/EC/4	100	4	10
ID/EC/6	OD/EC/6	DD/EC/6	150	6	10
ID/EC/8	OD/EC/8	DD/EC/8	200	8	5
ID/EC/10	OD/EC/10	DD/EC/10	250	10	5
ID/EC/12	OD/EC/12	DD/EC/12	300	12	5


73
G Clamps General Purpose
GCL

SG iron construction with a tensile strength of over 60,000 PSI

Handle is designed to bend before the frame is overstressed

Steel main screw has ACME threads for smooth operation

Swivelling pad adopts the correct

angle and applies even pressure on the work piece

Textured powder coated finish with spindle in black oxide finish for increased resistance to corrosion

Useful for a variety of metal and woodworking applications

ORDERING INFORMATION

CAT NR.	CAPACITY (C)		THROAT DEPTH (D)		FRAME PROOF LOAD (KGS)	BOX QTY.
	(INCH)	(MM)	(INCH)	(MM)		
GCL/13D/50	2	50	1.5/8	42	363	20
GCL/13D/75	3	75	1.11/16	44	455	20
*GCL/13D/100	4	100	2.11/32	59	545	20
*GCL/13D/150	6	150	3	75	635	15
GCL/13D/200	8	200	3.1/8	80	775	8
GCL/13D/250	10	250	3.1/2	90	1000	8
GCL/13D/300	12	300	4	100	1135	8

* Best Seller



74

Engineer's Steel Bench Vices

EBV



All steel construction

Fixed base with an integrated anvil for shaping and beating

Extra heavy-duty sliding jaw and large diameter screw

Forged tommy bar & steel main screw helps in effective transmission of pressure on the work piece

Hardened Jaws 50 ± 5 HRC

Safety stopper prevents slide from fall during usage



ORDERING INFORMATION

CAT NR.	JAW WIDTH		JAW OPENING		THROAT DEPTH		NET WT. (KGS)	BOX QTY.
	(INCH)	(MM)	(INCH)	(MM)	(INCH)	(MM)		
EBV/F/4	4	100	4.3/4	120	3.5/32	80	6.30	4
* EBV/F/6	6	150	6	150	3.5/8	90	18.00	1
* EBV/F/8	8	200	8	200	4.3/8	110	37.50	1

* Best Seller

75

Mechanic's Vices / Bench Vices

BV



Manufactured from high quality grey iron castings with excellent shock absorbing capacity

Hardened jaws 45 ± 5 HRC

Unbreakable SG Iron nut

Perfect alignment of main screw & nut reduces wear giving long trouble free service

Smooth one finger operation



ORDERING INFORMATION

CAT NR.	JAW WIDTH		JAW OPENING		THROAT DEPTH		NET WT. (KG)	BOX QTY.
	(INCH)	(MM)	(INCH)	(MM)	(INCH)	(MM)		
BV/F/75	3	75	4	100	2	50	5.50	4
* BV/F/100	4	100	5	125	2.5/32	55	9.70	3
BV/F/125	5	125	6	150	2.3/4	70	14.70	2
* BV/F/150	6	150	7	175	3.5/32	80	18.20	1
BV/F/200	8	200	8	200	4	100	30.40	1

* Best Seller

76

Tool Makers Steel Vice Super Precision


TMV

Manufactured from selected tool steel, these solid one piece vices are fully hardened (55-60 HRC) and tempered to ensure stability and durability

All vice surfaces are precision ground

Rapid positioning notches allow the vice to be locked in any position by means of an allen key provided with the vice
Vee grooves in the sliding jaw for holding of round jobs

Ideal for jobs that require highest standard of accuracy in tool manufacturing, engraving & jig boring applications



ORDERING INFORMATION

CAT NR.	JAW WIDTH	JAW OPENING	JAW DEPTH	BOX QTY.
	(MM)	(MM)	(MM)	
TMV/23	75	110	35	1

77

Milling Machine Vices Super Precision

MMV

Most popular vice for milling, jig boring, grinding & shaping jobs

Manufactured from close grained high tensile seasoned cast iron with rust & scratch proof polychromatic finish

Vice jaws designed to hold work peice squarely which improves efficiency and life of jaws and reduces strain on vice body

360° swivel base allows the vice to be set at any angle along the vertical axis

High tensile grade 10.8 fasteners for greater strength and rigidity



Milling Machine Vice being used to hold a job for milling operation

ORDERING INFORMATION

CAT NR.	JAW WIDTH	JAW OPENING	JAW DEPTH	BOX QTY.
	(MM)	(MM)	(MM)	
MMV/SP/100	100	100	38	1
MMV/SP/150	150	150	45	1

78




Angular Machine Vices Super Precision

AMV

Angular machine vices are ideal for applications where in the work piece requires machining at an angle

Manufactured from close grained high tensile seasoned cast iron with fully hardened and ground tool steel jaws

High tensile grade 10.8 fasteners for strength and rigidity
Relief in clamp seat ensures complete surface contact



ORDERING INFORMATION

CAT NR.	JAW WIDTH	JAW OPENING	JAW DEPTH	BOX QTY.
	(MM)	(MM)	(MM)	
AMV/SP/100	100	100	38	1
AMV/SP/150	150	150	45	1

79

3 Way Tilting Vices Super Precision


TLT

Tilting vices provide for 3 axis setting of the work piece in special milling, drilling, grinding, shaping and jig boring applications

Manufactured from close grained hi-tensile seasoned cast iron with fully hardened and ground tool steel jaws; vices have a premium polychromatic finish

High tensile grade 10.8 fasteners for strength and rigidity to these vices

Relief in clamp seat ensures complete surface contact



ORDERING INFORMATION

CAT NR.	JAW WIDTH	JAW OPENING	JAW DEPTH	BOX QTY.
	(MM)	(MM)	(MM)	
TLT/SP/100	100	100	38	1
TLT/SP/150	150	150	45	1

80

Sine Vices Super Precision

SNV

Manufactured from selected tool steel, these solid Sine Vices are fully hardened (55-60 HRC) and tempered, mounted onto a precision hinged bottom plate. All the surfaces are precisely ground for extreme accuracy

A minute angle step of 0.2"/5 mm allows very small angles to be set with ease using standard gauge blocks



Screw Type

Screwless Type

ORDERING INFORMATION

CAT NR.	JAW WIDTH		JAW OPENING		JAW DEPTH		CENTRE TO CENTRE DISTANCE		BOX QTY.
	(INCH)	(MM)	(INCH)	(MM)	(INCH)	(MM)	(INCH)	(MM)	
SCREWLESS TYPE									
SNV/6	2.3/4		3.3/4		1-9/16		6		1
SCREW TYPE									
SNV/7	2.3/4		3		1-9/16		7		1



81

Quick Change Modular Vice

MMV-MOD

Most popular vice for use on CNC & VMC machines, in machine shops, industrial manufacturing environment & workshops

Manufactured from case hardened steel, fully hardened & tempered

Jaws manufactured from single piece steel with a pull down angle for precise & safe clamping. Vee groove in jaws to hold round jobs securely

Modularity

All vice parts & accessories are modular and will interchange with perfect alignment

Highest Accuracy

Fully ground surface with accuracies controlled to ± 0.02 mm

Quick Clamping

Lift the lever to the desired position and clamp workpiece with a simple push

Space Saving Design

Vices can be matched side by side with minimum set-up time

Jaw Holes for Special Applications

4 extra tapped holes over the jaws for special stack type jaw application



ORDERING INFORMATION

CAT NR.	JAW WIDTH		JAW OPENING		JAW DEPTH		NET WEIGHT (KG)	BOX QTY.
	(INCH)	(MM)	(INCH)	(MM)	(INCH)	(MM)		
MMV/MOD/150	6	150	8	200	2-1/4	56	27	1

The most versatile of all machine vices with all degrees of freedom, the Universal Vice allows the work piece to be set at any desired angle

Low height construction makes these useful on even the most complicated grinding jobs

The vice has one fixed horizontal axis which allows the work piece to be rotated at any angle along it.

Fully graduated 360° swivel base for complete rotation along the vertical axis.

The third angular slide with a moving axis allows for any setting in the 3D plane

Manufactured from close grained hi-tensile seasoned cast iron with fully hardened and ground tool steel jaws, vices have a scratch & rust-proof polychromatic finish

Ergonomically designed all steel handle allows for stress free operation. It is assembled on the spindle crank with a spring loaded mechanism providing positive grip

Hi tensile grade 10.8 fasteners provides strength and rigidity to these vices

Milled slot in the vice base allows for accurate location of the vice on the machine table using rectangular locating nuts.

“Hold Down” slots allow for secure clamping of the vice on the work table


ORDERING INFORMATION

CAT NR.	JAW WIDTH		JAW OPENING		JAW DEPTH		NET WT. EACH (KG)	BOX QTY.
	(INCH)	(MM)	(INCH)	(MM)	(INCH)	(MM)		
UV/SP/100	4	100	4	80	1-1/4	32	13.400	1



www.groz-tools.com

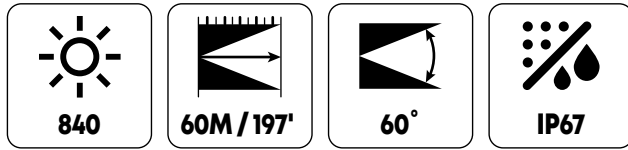
LED WORK LIGHTS



83

12W LED Floodlight

LED-505



CE
RoHs
CREE

12W LED Floodlight

4 Powerful LED's of 3W each

Light Output

High quality output of 840 lumen with a spread of 60° over a distance up to 60 meter

Weather Proof Construction

a. IP67 Rated

Protected against dust and effects of water immersion up to 1 meter

b. Corrosion resistant aluminium

die cast construction in premium powder coated finish

c. Sturdy polycarbonate lens to

withstand the toughest of job site conditions

d. Corrosion resistant stainless steel

bracket

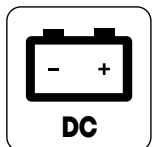
Complete with 8" (200 mm) DC power cord

Ideal for Outdoor Use

Use on off-road vehicles, construction equipment, tractors, farm machinery, service vans, on mining sites etc.



POWER SOURCE




10V - 30V



ORDERING INFORMATION

CAT NR.	SIZE (LxHxD)		BOX QTY.
	(INCH)	(MM)	
LED/505	3-5/32 x 3 x 3-7/32	80 x 75 x 82	20

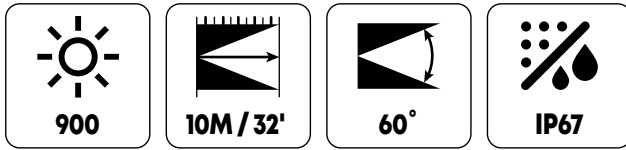


84

15W LED Floodlight

LED-501

LED-502



CE
RoHS

15W LED Floodlight

5 powerful LED's of 3W each

Light Output

High quality output of 900 lumen with a powerful flood spread of 60° over a distance up to 10 meter

Weather Proof Construction

a. **IP 67 Rated**

Protected against dust and effects of water immersion up to 1 meter

b. Corrosion resistant aluminium

c. die-cast construction in premium powder coated finish

d. Sturdy polycarbonate lens to withstand the toughest of job site conditions

e. Corrosion resistant stainless steel bracket

Complete with 20" (500mm) DC power cord

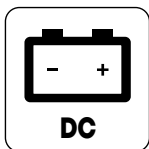
Available as a single piece or set of two

Ideal for Outdoor Use

Use on off-road vehicles, construction equipment, tractors, farm machinery, service vans, on mining sites etc.



POWER SOURCE



10V - 30V



ORDERING INFORMATION

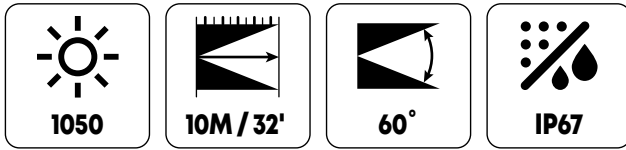
CAT NR.	DESCRIPTION	SIZE (L×H×D)		BOX QTY.
		(INCH)	(MM)	
LED/501	Single Piece	3-11/32 × 3-11/32 × 1-3/8	85 × 85 × 35	27
LED/502	Set of Two	3-11/32 × 3-11/32 × 1-3/8	85 × 85 × 35	13



85

15W LED 'Super Cool' Floodlight

LED-520



15W LED Floodlight
5 powerful LED's of 3W each


Light Output
Super cool light offers high quality output of 1050 lumen with a powerful flood spread of 60° over a distance up to 10 meter

Weather Proof Construction

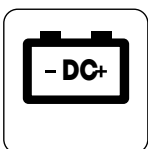
- a. **IP 67 Rated**
Protected against dust and effects of water immersion up to 1 meter
- b. Corrosion resistant aluminium die-cast construction in premium powder coated finish
- c. Sturdy polycarbonate lens to withstand the toughest of job site conditions
- d. Tight rubber sealing prevents ingress of dust and moisture
- e. Corrosion resistant stainless steel bracket

Complete with 20" (500mm) DC power cord


Ideal for Outdoor Use
Use on off-road vehicles, construction equipment, tractors, farm machinery, service vans, on mining sites etc.



POWER SOURCE



12V - 60V



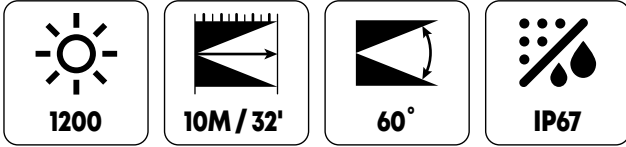
ORDERING INFORMATION

CAT NR.	SIZE (L×H×D)		BOX QTY.
	(INCH)	(MM)	
LED/520	4 × 4-13/16 × 1-7/8	101 × 122 × 48	12

86

18W LED 'Super Cool' Floodlight

LED-530



CREE

The most versatile floodlight for any application

18W LED Floodlight

6 powerful LED's of 3W each

Light Output

Super cool light offers high quality output of 1200 lumen with a powerful flood spread of 60° over a distance up to 10 meter

Weather Proof Construction

a. IP67 Rated

Protected against dust and effects of water immersion up to 1 meter

- b. Corrosion resistant aluminium die-cast construction in premium powder coated finish
- c. Sturdy polycarbonate lens to withstand the toughest of job site conditions
- d. Tight rubber sealing prevents ingress of dust and moisture
- e. Corrosion resistant stainless steel bracket

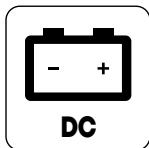


Complete with 20" (500mm) DC power cord


Ideal for Outdoor Use

Use on off-road vehicles, construction equipment, tractors, farm machinery, service vans, on mining sites etc.

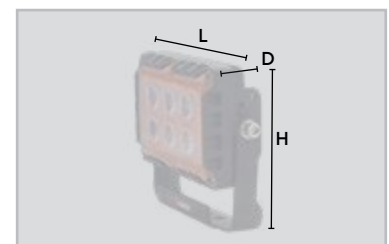
POWER SOURCE



12V - 60V



Directs light beam to required direction



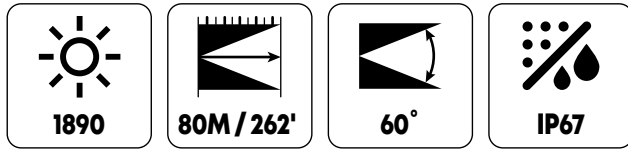
ORDERING INFORMATION

CAT NR.	SIZE (LxHxD)		BOX QTY.
	(INCH)	(MM)	
LED/530	4-9/32 x 5 x 1-21/32	109 x 127 x 42	12

87

27W LED Floodlight

LED-512



CE
RoHs
CREE

High output, super bright illumination over long distances

27W LED Floodlight

9 powerful LED's of 3W each

Light Output

High quality output of 1890 lumen with a powerful flood spread of 60° over a distance up to 80 meter

Weather Proof Construction

a. IP 67 Rated

Protected against dust and effects of water immersion up to 1 meter

- b. Corrosion resistant aluminium die- cast construction in premium powder coated finish
- c. Sturdy polycarbonate lens to withstand the toughest of job site conditions
- d. Corrosion resistant stainless steel bracket

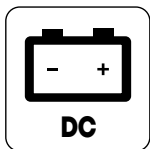
Complete with 18" (450mm) DC power cord

Ideal for Outdoor Use


Use on off-road vehicles, construction equipment, tractors, farm machinery, service vans, on mining sites etc.



POWER SOURCE



9V - 32V



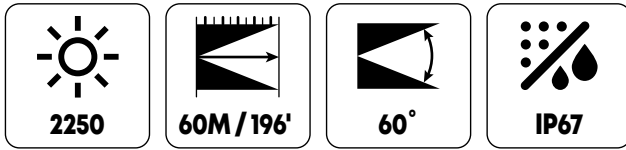
ORDERING INFORMATION

CAT NR.	SIZE (L×H×D)		BOX QTY.
	(INCH)	(MM)	
LED/512	4-1/4 × 4-1/4 × 2-27/32	108 × 108 × 72	20

88

30W LED Floodlight

LED-545



CE
RoHs
CREE

High output super bright floodlight for 'On-the-Go' use

30W LED Floodlight
6 powerful LED's of 5W each

Light Output
High quality output of 2250 lumen with a powerful flood spread of 60° over a distance up to 60 meter

Weather Proof Construction

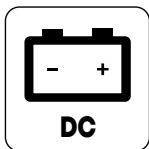
- a. **IP 67 Rated**
Protected against dust and effects of water immersion up to 1 meter
- b. Corrosion resistant aluminium die-cast construction in premium powder coated finish
- c. Sturdy polycarbonate lens to withstand the toughest of job site conditions
- d. Corrosion resistant stainless steel bracket

Complete with 8" (200mm) DC power cord

Ideal for Outdoor Use
Use on off-road vehicles, construction equipment, tractors, farm machinery, service vans, on mining sites etc.



POWER SOURCE



9V - 32V

ORDERING INFORMATION

CAT NR.	SIZE (LxHxD)		BOX QTY.
	(INCH)	(MM)	
LED/545	6 x 2-1/16 x 2-9/32	150 x 52.5 x 56	20

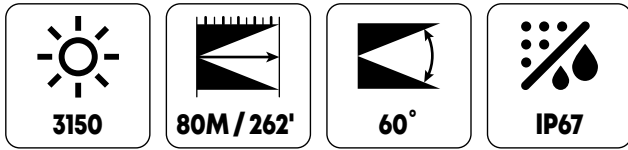


89

45W LED Floodlight

LED-541

CE
RoHS



High output super bright floodlight for long distance visibility

45W LED Floodlight

15 powerful LED's of 3W each

Light Output

High quality output of 3150 lumen with a powerful flood spread of 60° over a distance up to 80 meter

Weather Proof Construction

a. IP 67 Rated

Protected against dust and effects of water immersion up to 1 meter

- b. Corrosion resistant aluminium die-cast construction in premium powder coated finish
- c. Sturdy polycarbonate lens to withstand the toughest of job site conditions
- d. Corrosion resistant stainless steel bracket

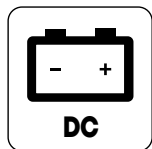
Complete with 18" (450mm) DC power cord

Ideal for Outdoor Use

Use on off-road vehicles, construction equipment, tractors, farm machinery, service vans, on mining sites etc.



POWER SOURCE



9V - 32V



ORDERING INFORMATION

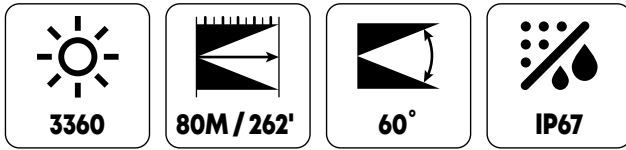
CAT NR.	SIZE (LxHxD)		BOX QTY.
	(INCH)	(MM)	
LED/541	6-7/32 x 3-23/32 x 3	158 x 95 x 75	12



90

45W LED Floodlight

LED-515



CE
RoHs

Brightest floodlight on site

48W LED Floodlight

16 powerful LED's of 3 W each

Light Output

High quality output of 3360 lumen with a powerful flood spread up to 60° wide and over a distance up to 80 meter

Weather Proof Construction

a. IP 67 Rated

Protected against dust and effects of water immersion up to 1 meter

- b. Corrosion resistant aluminium die-cast construction in premium powder coated finish
- c. Sturdy polycarbonate lens to withstand the toughest of job site conditions
- d. Corrosion resistant stainless steel bracket

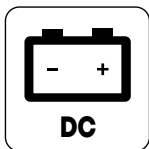
Complete with 18" (450mm) DC power cord

Ideal for Outdoor Use


Use on off-road vehicles, construction equipment, tractors, farm machinery, service vans, on mining sites etc.



POWER SOURCE



9V - 32V



ORDERING INFORMATION

CAT NR.	SIZE (L×H×D)		BOX QTY.
	(INCH)	(MM)	
LED/515	4-1/4 × 5-13/32 × 2-27/32	108 × 138 × 72	20

91

36W LED Light Bar

LED-701



CE
RoHs
CREE

36W LED Light Bar

12 powerful LED's of 3W each

Light Output

High quality output of 2520 lumen

Combination Beam

Floodlight & spotlight in one; powerful flood spread & concentrated bright spot illumination are ideal for projecting light to long distances & keeping surrounding areas bright

Weather Proof Construction

a. IP 67 Rated

Protected against dust and effects of water immersion up to 1 meter

b. Corrosion resistant aluminium extruded housing in premium powder coated finish

c. Sturdy polycarbonate lens to withstand the toughest of job site conditions

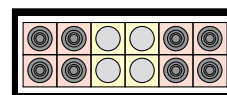
Complete with 20" (500mm) DC power cord

Ideal for Outdoor Use

Use on off-road vehicles, roof top of ATV's, UTV's, construction equipment, tractors, farm machinery, SUV's etc



COMBINATION BEAM

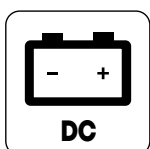


FLOODLIGHT

SPOTLIGHT

	FLOODLIGHT	SPOTLIGHT	FLOODLIGHT
	60°	30°	60°
	100M (328')	200M (656')	100M (328')

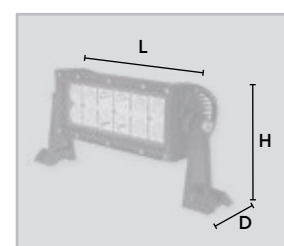
POWER SOURCE



10V - 30V

ORDERING INFORMATION

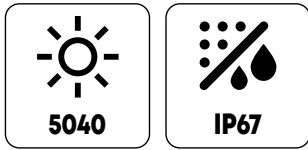
CAT NR.	SIZE (LxHxD)		BOX QTY.
	(INCH)	(MM)	
LED/701	8 x 4-17/32 x 3-11/32	204 x 115 x 85	12



92

72W LED Light Bar

LED-711



CE
RoHs
CREE

72W LED Light Bar

24 powerful LED's of 3W each

Light Output

High quality output of 5040 lumen

Combination Beam

Floodlight & spotlight in one; powerful flood spread & concentrated bright spot illumination are ideal for projecting light to long distances & keeping surrounding areas bright

Weather Proof Construction

a. IP 67 Rated

Protected against dust and effects of water immersion up to 1 meter

b. Corrosion resistant aluminium extruded housing in premium powder coated finish

c. Sturdy polycarbonate lens to withstand the toughest of job site conditions



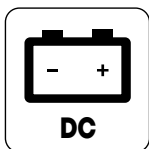
270°
Rotation

Complete with 20" (500mm) DC power cord

Ideal for Outdoor Use

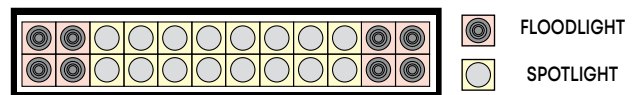
Use in mining applications, on off-road vehicles, roof top of ATV's, UTV's, construction equipment, tractors, farm machinery, SUV's etc.

POWER SOURCE



10V - 30V

COMBINATION BEAM

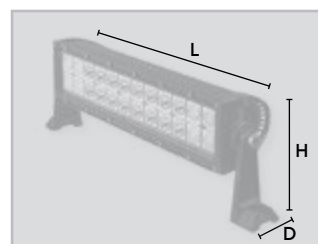


FLOODLIGHT
SPOTLIGHT

	FLOODLIGHT	SPOTLIGHT	FLOODLIGHT
	60°	30°	60°
	100 (328')	200 (656')	100 (328')

ORDERING INFORMATION



CAT NR.	SIZE (LxHxD)		BOX QTY.
	(INCH)	(MM)	
LED/711	14 x 4-17/32 x 3-11/32	357 x 115 x 85	12



93

120W LED Light Bar

LED-721



120W LED Floodlight
40 powerful LED's of 3W each

Light Output
High quality output of 8400 lumen

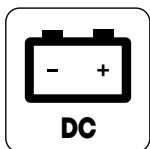
Combination Beam
Floodlight & spotlight in one; powerful flood spread & concentrated bright spot illumination are ideal for projecting light to long distances & keeping surrounding areas bright

- Weather Proof Construction**
- IP 67 Rated**
Protected against dust and effects of water immersion up to 1 meter
 - Corrosion resistant aluminium extruded housing in premium powder coated finish
 - Sturdy polycarbonate lens to withstand the toughest of job site conditions

Complete with 20' (500mm) DC power cord

Ideal for Outdoor Use
Use in mining applications, on off-road vehicles, roof top of ATV's, UTV's, construction equipment, tractors, farm machinery, SUV's etc

POWER SOURCE

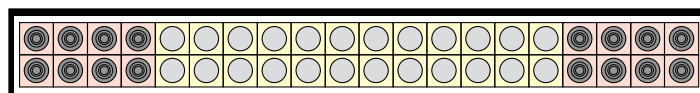


10V - 30V



270°
Rotation

COMBINATION BEAM

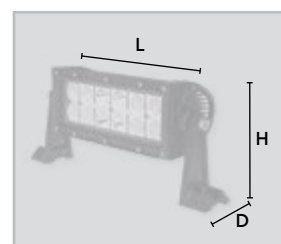


FLOODLIGHT
 SPOTLIGHT

	FLOODLIGHT	SPOTLIGHT	FLOODLIGHT
	60°	30°	60°
	100 (328')	200 (656')	100 (328')

ORDERING INFORMATION


CAT NR.	SIZE (LxHxD)		BOX QTY
	(INCH)	(MM)	
LED/721	22-1/8 x 4-17/32 x 3-11/32	562 x 115 x 85	6





94


18W LED Rechargeable Worklight


LED-621



1000


10M / 32'


60°


IP65


11 HRS
at lowest intensity



8 HRS



6 powerful LED's of 3W each

Multiple Working Modes

High intensity, low intensity & SOS flashing

	RUN TIME	LUMEN
HIGH INTENSITY	3 hours	1000
LOW INTENSITY	10.5 hours	300
SOS FLASHING		

Weather Proof Construction


- a. **IP 65 Rated**
Protected against dust and effects of low pressure water jets from any direction
- b. Corrosion resistant aluminium die cast construction in premium powder coated finish
- c. Free standing heavy duty magnetic base
- d. Sturdy polycarbonate lens to withstand the toughest of job site conditions

Ideal For Portable Working

In maintenance, building, construction, mining jobs etc.



POWER SOURCE



3.7V 6600 mAh



Finned design offers excellent heat dissipation



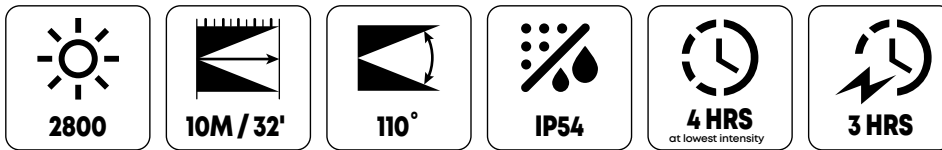
ORDERING INFORMATION

CAT NR.	SIZE (L×H×D)		BOX QTY.
	(INCH)	(MM)	
LED/621	5-1/16 × 9-19/32 × 4	129 × 244 × 100	5



95

30W COB Rechargeable Worklight



Dual power worklight for use on construction sites, in general maintenance, workshops etc.

Light Output

Single button controlled variable output. Simply push button to change from 50% to full 100% intensity

	LITHIUM ION BATTERY		AC SUPPLY
INTENSITY	100%	50%	100%
LUMEN	2800	1400	2800
RUN TIME	2 hours	4 hours	-

Cool Light

Finned design reduces heating up of light

Sturdy Construction

- a. **IP 54 Rated**
Protected against dust and effects of water spray from any direction
- b. **IK 07 Rated**
Impact-proof & corrosion resistant aluminium die cast housing in premium powder coated finish. Rubberised edge guards make the light resistant to shocks and vibration – common in on any jobsite

Versatile Use

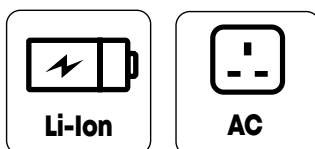
Can be used as:

- a. Free standing worklight with mounting bracket
- b. On magnetic base - removable magnetic base can be attached onto any metallic surface leaving both hands free
- c. On tripod stand to light overhead work or minimise shadows when directing the light downwards.

Charge Your Phone

Rechargeable and removable battery pack also doubles as a power bank

DUAL POWER SOURCE



7.4V 4400 mAh

220V AC, 50Hz
115 V AC, 60Hz



LED-670
Worklight



Portable



Mounting bracket pivots full 180° to focus light as required

LED-670
LED-670T

CE
RoHS
IK07



LED-670T
Telescopic Tripod
Stand Mounting

1m - 1.68m
(39-1/2" - 66")



Rechargeable
Li-ion battery



In-built power bank to charge
mobile devices



AC Supply



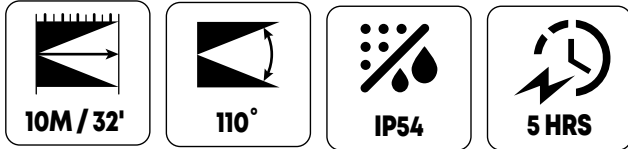
ORDERING INFORMATION

CAT NR.	DESCRIPTION	SIZE (LxHxD)		BOX QTY.
		(INCH)	(MM)	
LED/670	Worklight	9.5 x 10 x 5	24 x 26 x 13	4
LED/670T	Worklight complete with tripod	46 x (48 to 75-1/2) x 46	117 x (122 - 192) x 117	4



96

Heavy Duty Rechargeable COB Worklight



Powerful rechargeable COB worklight designed for the professional user

Available in two versions

- a. LED-550 10W COB
- b. LED-560 20W COB

Light Output

Single button controlled variable output. Simply push button to change from 50% intensity to full 100% power

Sturdy Construction

- a. **IP 54 Rated**
Protected against dust and effects of water spray from any direction
- b. **IK 07 Rated**
Impact proof & corrosion resistant aluminium die cast housing in premium powder coated finish with rubberised edge guards make it resistant to shocks and vibration – common on any jobsite

Versatile Use

Can be used as:

- a. Free standing worklight with mounting bracket that can be rotated 180° to focus light in need
- b. Attached to any metallic surface using the magnetic base plate. The magnetic base plate can be easily removed
- c. Hung from a scaffolding, bracket Handle is designed for direct mounting on the scaffolding bracket leaving both hands free for any other job

Complete with USB cable & magnet holder

Charging of Battery


Battery can be recharged using standard USB cable provided with the light

Charge Your Phone

Rechargeable and removable battery pack also doubles up as a power bank




LED-550
10W COB



INTENSITY	100%	50%
LUMEN	1000	500
RUN TIME	3 hours	6 hours

POWER SOURCE



3.7V 4400 mAh

ORDERING INFORMATION

CAT NR.	SIZE (L×H)		BOX QTY.
	(INCH)	(MM)	
LED/550	6-11/16 × 5	170 × 125	10

LED-550

LED-560

CE
RoHS
IK07



Use magnetic base to attach to any metallic surface



Mounting bracket can be rotated 180°

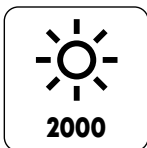


Impact Resistant




In-built power banks to charge mobile devices

LED-560
20W COB



INTENSITY	100%	50%
LUMEN	2000	1000
RUN TIME	3 hours	6 hours


POWER SOURCE



7.4V 4400 mAh

ORDERING INFORMATION

CAT NR.	SIZE (L×H)		BOX QTY.
	(INCH)	(MM)	
LED/560	7-9/32 × 5-1/2	185 × 140	8



97

7W LED Waterproof Spotlight

LED-402

700	IP67	400M / 1312'	70°	4.5 HRS <small>at lowest intensity</small>	4 HRS
-----	------	--------------	-----	---	-------

CE
RoHS
CREE

7W LED handheld spotlight & worklight

7W CREE® LED, Xm-L2

Light Output

High quality, super-bright, focussed, user controlled multiple mode output

a. IP 67 Rated

Protected against dust & effects of water immersion upto 1 metre

b. Designed to float

- c. Shock proof & lightweight ABS body, rubber head & ergonomic TPR grip
- d. Shock-proof polycarbonate lens
- e. Waterproof trigger to control light modes
- f. Integrated fold out stand converts hand-held spot light into a worklight
- g. Lanyard with SOS whistle

Charging of Battery


Dual charging via

- a. AC supply
Charge Time: 4-5 hours
- b. Cigarette Charger
Charge Time: 3-4 hours



	1ST PRESS	2ND PRESS	3RD PRESS	4TH PRESS & HOLD
TYPE	HIGH INTENSITY	LOW INTENSITY	SOS FLASHING	RED FLASHING
LUMEN	700	350		
RUN TIME	2 hrs	4.5 hrs		

POWER SOURCE



3.7V 2200 mAh

ORDERING INFORMATION

CAT NR.	BOX QTY.
LED/402	10



Floats in water

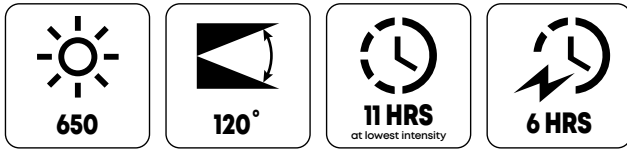


Integrated fold out stand converts hand held spotlight into a worklight



98

7W COB Rechargeable Worklight

LED-345


Light Output

Single button controlled variable output

INTENSITY	HIGH	MEDIUM	LOW
LUMEN	650	400	200
RUN TIME	4 hours	6 hours	11 hours

In-built overcharge/discharge control with automatic cut-off enhances battery life & performance

Construction

- Lightweight yet rugged aluminium tubing with TPR grip makes it impact resistant
- 2 ratcheting hooks with 360° swivel movement

Hands free usage

Removable clamp with magnetic end to attach light to any metallic surface leaving both hands free


Charging of Battery

Battery can be recharged using standard USB cable provided with the light

Charging level indicators clearly marked

- GREEN:** Full Charge
- RED:** Charging in process

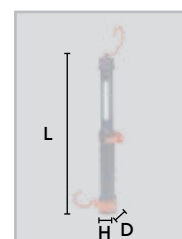
POWER SOURCE



3.7V 4400 mAh



ORDERING INFORMATION

CAT NR.	SIZE (L×H×D)		BOX QTY.
	(INCH)	(MM)	
LED/345	18 × 3-3/16 × 2-49/64	458 × 81 × 70	10



99

15W COB Rechargeable Under-hood Light



Expandable Length
1.2m -1.76m (47"-69")

Super bright under-hood light for powerful illumination of the entire engine bay. Shines brighter, grips stronger & outlasts most other lights!

15W COB Under-hood Light

3 powerful COB lamps of 5W each

Light Output

Single button, user controlled light output

INTENSITY	HIGH	MEDIUM	LOW
NR. OF LAMPS USED	3	2	1
LUMEN	1000	700	350
RUN TIME	3 hours	5 hours	7 hours

Sturdy Construction

- Aluminium extruded body with ABS coating
- Soft padded aluminium hooks resist wear and provide scratch proof grip. Large gripping surface provides larger contact for better positioning when mounting the light under-hood, undercarriage or elsewhere
- 3 light bulbs with sturdy polycarbonate lens to withstand the toughest of job site conditions
- Fully adjustable bulbs can be rotated 40° to provide optimum light angle to the job

Expandable Length

1.2m -1.76m (47"-69")


This covers wide cars & trucks, making it a perfect choice for mechanics working in automotive shops or fleet maintenance

Charging of Battery

Battery can be recharged using in-built USB charging port

Complete with 5' long cable for uninterrupted charging even when light is in use & AC power adaptor

POWER SOURCE



3.7V 5200 mAh

LED-351

CE
RoHs




Soft padded aluminium hooks for scratch proof grip



USB charging port with LED charge indicators



Light bulbs pivot independently to direct light as needed



ORDERING INFORMATION

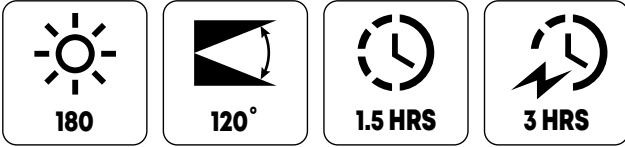
CAT NR.	SIZE (LxHxD)		BOX QTY.
	(INCH)	(MM)	
LED/351	47 x 3 x 2-3/8	1210 x 75 x 60	1



100

3W COB Rechargeable Pen Light

LED-335



CE
RoHs

Super bright, dual function portable worklight & top torch

Integrated

- a. 3W COB Worklight
- b. 1W LED Top Torch

Light Output

High quality output in different modes

	MAIN LIGHT		TOP TORCH	
	LUMEN	RUN TIME	LUMEN	RUN TIME
FULL INTENSITY	180	1.5 hours	65	2 hours


Light Weight & Durable Construction

- c. Impact proof & water resistant ABS body with rubber coating
- d. Integrated Pocket Clip

Hands Free Use

Magnet on clip can be used to affix light on any metal surface

POWER SOURCE




3.7V 800 mAh




85° Adjustable Pocket Clip with magnet to hook onto any magnetic surface

ORDERING INFORMATION

CAT NR.	SIZE (LxHxD)		BOX QTY.
	(INCH)	(MM)	
LED/335	7-9/32 x 1-25/64 x 13/16	185 x 35 x 20	50



101
**3W LED
Inspection Lamp**
LED-321

24 LED inspection Lamp
Light Output

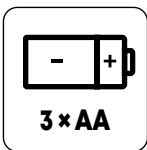
Super bright output of 110 lumen

Construction

- Impact resistant ABS body
- Integrated hook that can be swivelled 360° to position light as required

Hands Free Use

Powerful magnet built into back of light can be affixed onto any metallic surface leaving both hands free

POWER SOURCE


CE



Swivel hook adjusts to different angles



Magnets on the back help affix the light on any metallic surface leaving both hands free

ORDERING INFORMATION

CAT NR.	SIZE (L×H×D)		BOX QTY.
	(INCH)	(MM)	
LED/321	8-17/64 × 2-23/64 × 1-11/64	210 × 60 × 30	50

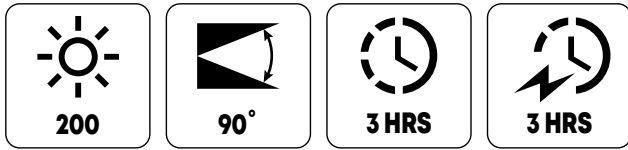


102

2W COB Rechargeable Pocket Flashlight

LED-150

CE
RoHS



Featuring COB technology, the flashlight delivers high output with uniform and even illumination

Durable Construction

- a. Impact proof and water resistant ABS body with rubber coating
- b. 360° rotating hook to position light in any direction
- c. Integrated pocket/belt clip to conveniently store and carry the light
- d. Swivelling magnetic stand with strong magnet to position at any angle on a metallic surface

Charge your Mobile Devices


Output port for use as power bank

Charging of Battery

Battery can be recharged using a standard USB cable provided with the light



POWER SOURCE



3.7V 1800 mAh



Power Bank

5V 1 Amp USB output port for use as power bank

ORDERING INFORMATION


CAT NR.	SIZE (L×H×D)		BOX QTY.
	(INCH)	(MM)	
LED/150	2-3/8 × 1-3/8 × 4-27/32	60 × 35 × 123	20



103

3W LED Slim Pen Light

LED-160



CE
RoHS

Slim pen light designed for the professional user

Light Output

Multiple modes with just the press of a button

Robust Construction

- a. **IP 54 Rated**
Protected against dust and effects of water spray from any direction
- b. Robust aluminium body with military grade anodised coating for enhanced durability
- c. Non-slip knurled grip
- d. Integrated pocket clip for easy and safe portability

Unique L-Head Design

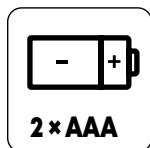
Head can be turned 90° giving the user freedom to direct light beam as required

Hands Free Operation

Super strong magnet at the rear end can be affixed onto any metallic surface leaving both hands free

Runs on 2 x AAA drycell batteries

POWER SOURCE



(not included)



Li-ion Battery with in-built micro USB port




Multiple Mode Output

	1ST PRESS	2ND PRESS	3RD PRESS & HOLD	4TH PRESS
	HIGH INTENSITY	LOW INTENSITY	QUICK FLASHING	SOS FLASHING
LUMEN	150	60		
RUN TIME	2.5 hrs	8 hrs		

ORDERING INFORMATION

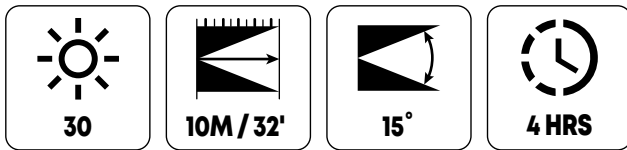
CAT NR.	SIZE (L×H×D)		BOX QTY.
	(INCH)	(MM)	
LED/160	6 × 19/32 × 45/64	152 × 15 × 17.5	36



104

Telescopic Magnetic Pick-Up Light

LED-131



Dual Purpose Light

High quality 0.5W flashlight with magnetic telescopic pick up

Light Output

Focussed light beam of 30 lumen helps reach out in dark areas

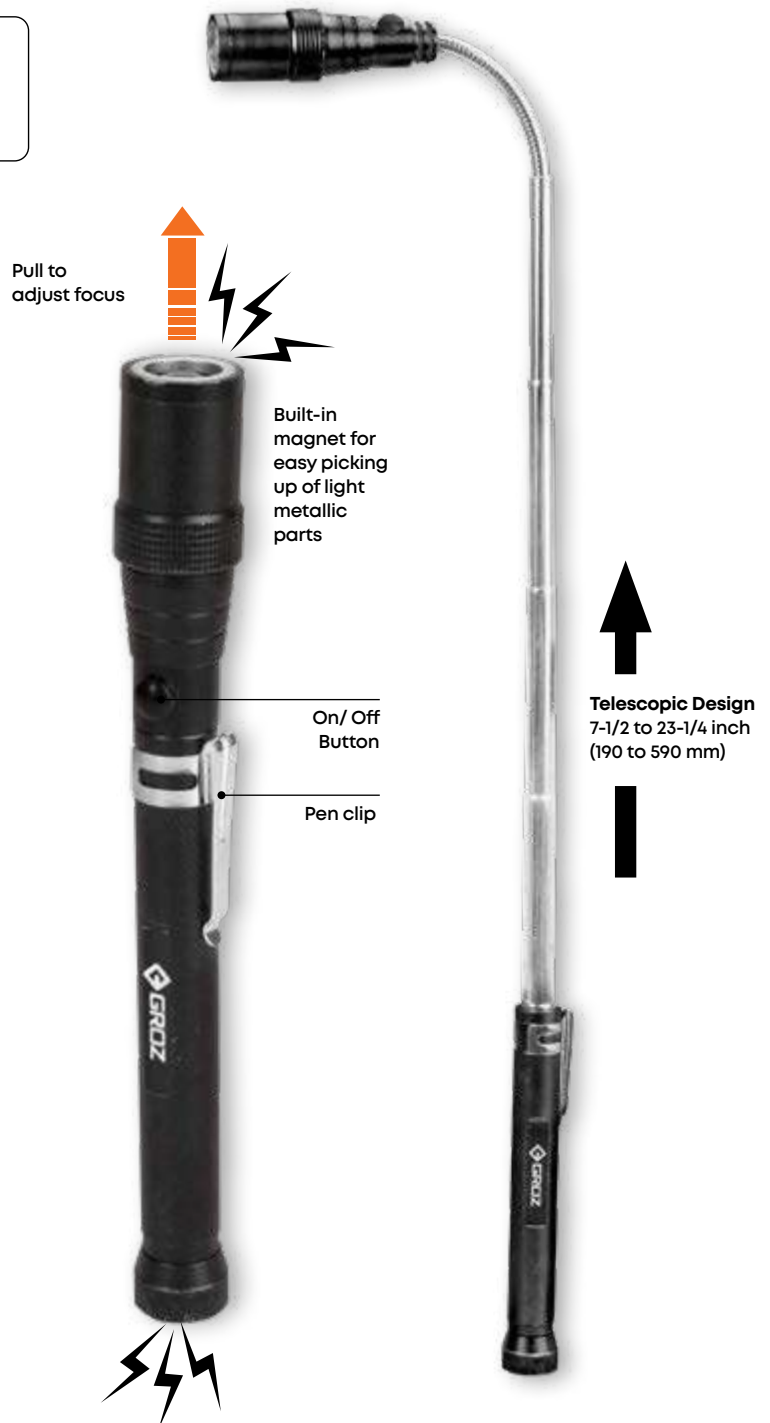
Robust Construction

- a. Durable aluminium body
- b. Flexible telescopic design to reach out into narrow holes & crevices
- c. Magnet at the front end to pick up small metallic parts
- d. Adjustable focus to direct light beam as per need
- e. Integrated pocket


Hands Free Use

Magnet at the rear end of light can be affixed onto any metallic surface leaving both hands free

Runs on 4 x 1.5LR44 drycell batteries (included)



POWER SOURCE



ORDERING INFORMATION

CAT NR.	BOX QTY.
LED/131	50



USB Charging: Simply connect the light to wall charger, laptop etc. for convenient charging



105

360° Swivel Rechargeable Worklight

LED-360



CE
RoHS
IK07

Multi-function, powerful worklight & spotlight in one

Integrated

- a. 7 SMD Worklight
- b. 3W LED Top Torch

Light Output

	LUMEN	RUN TIME	LUMEN	RUN TIME
INTENSITY	HIGH		LOW	
WORKLIGHT	400	3 hours	200	7 hours
TOP TORCH	120 lumen with a run time of 8 hours			

Sturdy Construction

- a. **IP 54 Rated**
Protected against dust and effects of water spray from any direction
- b. **IK 07 Rated**
Impact proof ABS body
- c. Sturdy polycarbonate lens to withstand the toughest of job site conditions
- d. Nylon hooks with ratcheting mechanism can be rotated full 360° for convenient placement of light

Swivel & tilt design

Patented 360° swivel & tilt mechanism. Ball joint mechanism allows

- a. Swivelling of light full 360°
- b. Tilt


Hands Free Operation

Three magnets; two on the rear of the light & one on the end, can be attached to any metallic surface leaving both hands free

Charging of Battery

Battery can be recharged using standard USB cable provided with the light

POWER SOURCE




3.7V 2200 mAh

ORDERING INFORMATION

CAT NR.	SIZE (LxHxD)		BOX QTY.
	(INCH)	(MM)	
LED/360	10 x 2-9/32 x 1-57/64	254 x 58 x 48	12



Patented 360° swivel & tilt design with stainless steel ball joint



2 fold out 360° swivelling hooks for easy installation




SCAN TO WATCH

106

3W COB Pocket Flashlight

LED-140

CE
RoHS



Handy pocket flashlight

Durable Construction

- a. Impact proof & water resistant ABS body in matte black finish
- b. Integrated pocket clip

Hands Free Operation

Magnet on clip can also be used to affix light on any metal surface



HANDS FREE USE

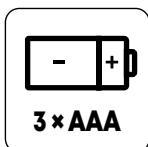


Can be hooked onto a pocket or belt for easy mobility & hands free use



Magnetic clip to attach light to any metallic surface for hands free usage

POWER SOURCE



ORDERING INFORMATION



CAT NR.	SIZE (L×H×D)		BOX QTY.
	(INCH)	(MM)	
LED/140	4-11/32 × 1-3/16 × 23/32	110 × 55 × 21	24



107

3W LED Headlamp With Sensor

LED-206



CE
RoHS

CREE

Superior 3W LED headlamp for use in automotive, plant maintenance & construction applications

Light Output

Super bright LED light with extra power CREE XPE light output in multiple modes

	ORANGE BUTTON			WHITE BUTTON
	1ST PRESS	2ND PRESS	3RD PRESS	PRESS ONCE TO ACTIVATE HAND SENSOR
	Red Light	Hazard Flasher	Main Light	Main Light
LUMEN	-	-	120	120
RUN TIME	-	-	6 hours	6 hours



Hands Free Sensor:
Wave to activate/
deactivate light

Superior Design

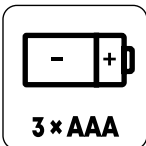
- In-built sensor function with hands free ON/OFF. Wave to activate/deactivate light
- In-built zoom feature

Ergonomic Construction

- Impact Resistant ABS light with 90° swivel
- Black woven head band with soft built-in protection pad to avoid imprint on forehead



POWER SOURCE



(Included)

ORDERING INFORMATION

CAT NR.	SIZE (LxHxD)		BOX QTY.
	(INCH)	(MM)	
LED/206	2 x 2-15/32 x 1-21/32	50 x 62.5 x 42	25



www.groz-tools.com

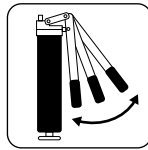


FLUID HANDLING EQUIPMENT

108

**The Ultimate
Lever Grease Gun**

K45



High capacity - high output lever grease gun

Large 650gm capacity barrel for less frequent refilling

Reduce greasing time to one-half

30% larger dia pistons pushes out 50% more grease /stroke than regular guns

Aluminum die cast head fitted with bulk loader valve

Heavy gauge drop resistant steel barrel in premium metallic powder coated finish


Variable Stroke

Convenient greasing in tight spaces with limited movement of handle

High compression spring for removing air pockets from grease

Fully serviceable with no riveted parts

Works with NLGI 1, 2 & 3 greases



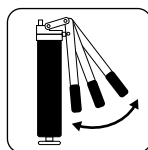
ORDERING INFORMATION

CAT NR.	DETAILS	BOX QTY.
K45R/B	150 mm rigid steel extension & 3 jaw coupler	16

109

**Lever Grease Gun
Heavy Duty**

G1-HD



Designed for heavy industrial applications

Solid aluminium grease gun head fitted with air bleeder & bulk loader valves

1.2 mm thick steel barrel with heavy duty follower spring, CNC machined head & rolled threads for fast & easy reloading

Unique Lock Lever Mechanism

Allows user to easily lock plunger rod in any position

Variable Stroke

Convenient greasing in tight spaces with limited movement of handle

Resists back pressure, especially useful in chain tightening of earth moving equipment

Ergonomic rubber grip



ORDERING INFORMATION

CAT NR.	DETAILS	CAPACITY	BOX QTY.
G1R/HD/B	150 mm rigid steel extension & 4 jaw coupler	500 gms bulk / 400 gms cartridge	16

110 Lever Grease Guns Heavy Duty - V Series

V1-HD



Professional model - ideal for lubrication in automotive workshops, agricultural & light industrial application

Aluminium die cast grease gun head with built-in air bleeder valve

Robust steel barrel with knurling for firm grip

Heavy duty handle with ergonomic non slip soft rubber grip

Available in 2 finishes

- a. Zinc plated
- b. Black Powder Coated



ORDERING INFORMATION

CAT NR.	DETAILS	FINISH	CAPACITY	BOX QTY.
VIR/HD/CP/B	150 mm rigid steel extension & 4 jaw coupler	Zinc Plated	500 gms bulk / 400 gms cartridge	16
VIR/HD/BL/B	150 mm rigid steel extension & 4 jaw coupler	Powder Coated		16

111 Lever Grease Gun Dual Piston

G2



NEW!

The high output greasing solution!

For greasing applications requiring voluminous and frequent greasing, especially on agricultural & construction machinery

Reduce Greasing Time To One-Third

Dual piston mechanism results in triple output per stroke reducing greasing time to one-third.

No Loss of Prime

Dual inlet of grease ensures that gun does not lose prime



ORDERING INFORMATION

CAT NR.	DETAILS	CAPACITY	BOX QTY.
G2R/B	150 mm rigid steel extension & 4 jaw coupler	500 gms bulk / 400 gms cartridge	16

3X
ADVANTAGE
Reduce Greasing Time To One-Third!



T12

**Lever Grease Gun
'V' Series**

V1



21st century design – ideal combination of superior quality & value price

Suitable for use in general lubrication & daily maintenance work

Aluminium die cast grease gun head with built-in air release valve

Soft rubber grip on lever handle for comfortable operation

Durable powder coated finish



ORDERING INFORMATION

CAT NR.	DETAILS	CAPACITY	BOX QTY.
V1R/B	150 mm rigid steel extension & 4 jaw coupler	500 gms bulk / 400 gms cartridge	16

T13

**Lever Grease Gun
Super Value**

G1



Most popular value priced grease gun - for general purpose lubrication across all sorts of applications

Drop resistant steel head with a bulk loader valve

Soft rubber grip on lever handle for comfortable use

Durable powder coated finish



ORDERING INFORMATION

CAT NR.	DETAILS	CAPACITY	BOX QTY.
G1R/B/T/EC/BL/G	150 mm rigid steel extension & 4 jaw coupler	500 gms bulk / 400 gms cartridge	16

114 Pistol Grip Grease Gun G5



Most popular one hand grease gun designed for use in confined spaces or where access to grease nipples is restricted

1.2 mm thick steel barrel with heavy duty follower spring

Rolled threads for fast & easy reloading

Aluminium die cast CNC machined head with steel block nut

Pistol handle designed to prevent fingers from pinching



ORDERING INFORMATION

CAT NR.	DETAILS	CAPACITY	BOX QTY.
G5R/B	100 mm rigid steel extension & 4 jaw coupler	500 gms bulk / 400 gms cartridge	16

115 Mini Lever Grease Gun G14

116 Push Type Grease Guns G7P



When you need a tough little grease gun for hard to reach places, this is it!

Compact tool box size grease gun

Aluminium die cast head

Capacity: 120 cc bulk / 85 gms cartridge



ORDERING INFORMATION

CAT NR.	DETAILS	BOX QTY.
G14R/B	150 mm rigid steel extension & 4 jaw coupler	30



Compact toolbox size, ideal for greasing impact wrenches, lawn mowers, chain saws, trailers, ATV's, trucks etc

Push type mechanism for use with bulk grease only

Complete with Universal connector

Custom built options with pointed nozzles available on request

ORDERING INFORMATION

CAT NR.	BULK CAPACITY (CM3)	BOX QTY.
G7P	125	50



117

Mini Pistol Grease Gun - Deluxe

G16




One hand pistol grip grease gun with convenient pull type operating mechanism

Aluminum cast head with front & top discharge ports

Durable powder coated finish

Ideal for greasing in tight spaces such as CNC machines



Front discharge port used for regular greasing applications

Top Port used primarily with flexible hose for greasing in inaccessible areas

ORDERING INFORMATION

CAT NR.	DETAILS	CAPACITY	BOX QTY.
G-16/B	100 mm rigid steel extension & 4 jaw coupler	120 gms bulk / 85 gms cartridge	30

118

Air Operated Grease Gun

AGG-1



High power, continuous flow air operated grease gun

Continuous discharge of grease with the trigger pressed

For use in factory maintenance, agricultural applications, fleet service or for use on trucks connected to vehicle air brake compressors



ORDERING INFORMATION

CAT NR.	DETAILS	CAPACITY	BOX QTY.
AGG/1R/B	150 mm rigid steel extension & 4 jaw coupler	500 gms bulk / 400 gms cartridge	4

SPECIFICATIONS

AIR OPERATING RANGE	40-120 PSI (3-8 BAR)
PRESSURE RATIO	40:1
AIR COMPRESSOR VOLUME	1 CFM / 0.026 CBM @ 6 BAR
AIR INLET THREADING	1/4" (F)

119

Battery Powered Grease Gun

BPGG-19



* in free flow



Powerful 19.2V high torque motor

Standard 1.5Ah Ni-Cd battery pack with an additional battery pack for uninterrupted greasing

Automatic air release valve & bulk loader

Each battery charge provides power to dispense upto 2.4 kg grease in free flow condition

Complete with 30" high pressure hose with spring guard on both ends (prevents hose from kinking), 4 jaw coupler & 400 gm grease cartridge

Packed in a blow moulded case for safe storage & ease of transportation

Designed for use by mechanics, technicians, maintenance staff, farmers etc. for everyday greasing & preventive maintenance jobs



RB/BPGG/19N



BC/BPGG/19N/EU



SS/BPGG/19N



CTG/01P



BMC/BPGG/19N

ORDERING INFORMATION

CAT NR.	DETAILS	CAPACITY	BOX QTY.
GREASE GUN ASSEMBLY			
BPGG/19/EU-CTG/01P	Cordless grease gun with 220V/50Hz Battery Charger, 2 pin plug & 400 gm grease cartridge	500 gms bulk / 400 gms cartridge	1
SPARE PARTS & ACCESSORIES			
RB/BPGG/19N	Rechargeable Battery, 19.2V, 1.5 Ah, Ni-Cd		1
BC/BPGG/19N/EU	1 hour CE energy saving battery charger, 220V/50Hz., 19.2V, 2 pin plug		1
SS/BPGG/19N	Carrying / Shoulder strap		1
CTG/01P	400 gms grease cartridge		10
BMC/BPGG/19N	Carrying case / Blow moulded case		1

120

Grease Gun Hoses

GHC



Grease hoses facilitate greasing of fittings in areas with limited access

Thermoplastic construction, fully flexible with outer diameter (O.D.) 8.5 mm

Zinc plated steel end connections with hydraulic crimping

For use with hand operated grease guns

Threaded 1/8" BSPT (M) on both ends

ORDERING INFORMATION

CAT NR.	LENGTH (END TO END)		BOX QTY.
	(MM)	(INCH)	
GHC-12/B	300	12	30
GHC-18/B	450	18	20
GHC-20/B	500	20	10



121

Grease Gun Steel Extensions

GBP

GSP



Steel construction with bright zinc plated finish

High strength rolled threads 1/8" BSPT(M) on both ends

For use with hand & air operated grease guns

Available in straight & bent types

Straight

Bent



ORDERING INFORMATION

CAT NR.	LENGTH (END TO END)		TYPE	BOX QTY.
	(MM)	(INCH)		
GSP/4/B	100	4	Straight	100
GBP/6/B	150	6	Bent	100

122

HC-21

QUICK LOCK GREASE COUPLER

Quick disconnect coupler for convenient, hands free operation!

Disengaging a coupler from a grease fitting, under pressurised conditions is very difficult & often leads to broken fittings or damage to the coupler jaws

The **GROZ QUICK LOCK** takes away this worry with its unique 6 point contact design. It is designed for quick & convenient dis-engagement of coupler from grease / zerk fittings under pressure

The Engagement system moves inside the steel wall when the thumb lever is actuated. This provides additional back support to the mechanism in high pressure applications.

1-1/2 times stronger coupler body is heat treated to withstand high pressures without deformation.

Case hardened rollers hold the coupler in position when subjected to high pressure applications

Repair kit available



FOR HASSLE FREE GREASING



A QUICK COMPARISON

GROZ QUICK LOCK



The GROZ Quick Lock Coupler gives engagement at 6 points
Hardened ball points of contact will not get deformed and hence give longer life
Slim Line Coupler provides easy access into tight areas
Easy to service/repair

OTHER QUICK COUPLERS



Provide engagement around the flat surfaces
Upon repeated use, at varying pressures jaws tend to deform, loosening grip over the fitting
Very difficult to service/repair



NO MORE MESS



NO MORE BROKEN JAWS



NO MORE BROKEN GREASE FITTINGS

QUICK LOCK ADVANTAGE

1

Convenient Engagement
To engage the coupler, simply press the thumb lever & slide the coupler onto the fitting. The hardened 6 cylindrical pins hold the grease/zerk fitting tight.



2

Easy Release
Once greasing is complete, simply press the thumb lever again to disconnect coupler from the zerk fitting



3

Hands free operation
Once engaged the coupler sits firm on the grease / zerk fitting & does not require to be held, as is required with regular couplers. This coupler will not move, thus allowing hands free operation.



4

Universal
The design permits usage on all profiles of Grease Fittings – SAE, DIN, BS etc



For use with manual, air & battery grease guns & grease pumps

5

Robust Construction
Threaded two piece construction for easy repairs



METRIC, SAE, BS, ISI, JS

ORDERING INFORMATION

CAT NR.	THREADS	BOX QTY.
HC/21/BSP	1/8" BSP	50

123

Hydraulic Couplers Standard

HC-11



Most popular couplers for use with grease guns for general maintenance

Narrow coupler design for use on fittings with limited access

Milled slot for easy tightening

Fully hardened spring steel jaws

Recommended for use with hand operated grease guns

For use with hand operated grease guns



ORDERING INFORMATION

CAT NR.	THREADS	JAWS	BOX QTY.
HC/1/4/B	1/8" BSPT	4	500
HC/1/4/BSP	1/8" BSP	4	100

124

Hydraulic Couplers Professional

HC-14



Best selling coupler for professional use

Hardened coupler body withstands high pressure without deformation

Fully hardened spring steel jaws

Hexagonal nut for easy tightening

Recommended for use with hand operated grease guns

For use with hand operated grease guns



ORDERING INFORMATION

CAT NR.	THREADS	JAWS	BOX QTY.
HC/14/3/B	1/8" BSPT	3	100
HC/14/4/B	1/8" BSPT	4	100

125

Hydraulic Couplers Heavy Duty

HC-12


Heavy duty couplers recommended for use with air operated grease guns

Hardened coupler body with double wall thickness withstands high pressure without deformation

Fully hardened spring steel jaws

Hexagonal nut for easy tightening

For use with hand & air operated grease guns

ORDERING INFORMATION

CAT NR.	THREADS	JAWS	BOX QTY.
HC/12/3/B	1/8" BSPT	3	100
HC/12/4/B	1/8" BSPT	4	100


126

Push-on Grease Couplers

PCN-1
PCN-3
PCN-2


Push-on grease couplers for use with button head grease fittings, found mainly on heavy machinery, agricultural & contractor's equipment etc.

Zinc die cast construction

Metal seal imparts increased resistance to wear

Couplers conveniently slide over the face of the button head fittings

For use with hand operated grease guns

Threaded 1/8" BSPT (F)

ORDERING INFORMATION

CAT NR.	PRESSURE RATING		BOX QTY.
	(PSI)	(BAR)	
PCN/1/B	3000	207	10
PCN/3/B	6000	413	10
PCN/2/B	7500	517	10

PCN-1


For 5/8" (16 mm)
Button Head
Fittings
Pressure: 3000 PSI
(207 BAR)

PCN-3


Medium Duty for
5/8" (16 mm)
Button Head Fittings
Pressure: 6000 PSI
(413 BAR)

PCN-2


Heavy Duty for 7/8"
(22 mm) Giant Button
Head Fittings
Pressure: 7500 PSI
(517 BAR)

127

Grease Cartridge

CTG

400 gms of premium lithium complex red grease NLGI grade 2

Non messy, totally clean offering highest convenience in usage

Useful for all automotive, industrial, construction & agricultural applications

Recommended for use with GROZ grease guns



ORDERING INFORMATION

CAT NR.	DESCRIPTION	BOX QTY.
CTG/01P	Grease Cartridge Capacity: 400 gms	10

128

Ezee Lube Kit

GAK

A range of quick connect accessories suitable for most difficult greasing jobs

CONSTITUENTS

Professional Recessed Lube Adaptor

For greasing of recessed fittings, or areas with obstruction where regular grease couplers cannot be used

Grease Injector Needle

For greasing in very tight spaces, such as universal joints, sealed bearings etc.

Professional 90° Angled Lube Adaptor

Useful for greasing in shoulders & other confined areas

Narrow Needle Nose Adaptor

Useful for greasing hard to reach fittings on trucks, vans etc.

Seal off Quick Dispenser

Converts a jaw type coupler to a seal off dispenser allowing it to be used for lubricating automobiles with grease plugs

Right Angled Quick Coupler

Converts a regular coupler to a right angled coupler allowing it to be used for greasing of fittings with limited access

Quick Connect Hose

Converts a steel extension assembly to a flexible hose allowing access to hard to reach fittings



ORDERING INFORMATION

CAT NR.	BOX QTY.
GAK/7	5

129

Grease Fittings

GFT


Manufactured to the most stringent quality standards – TS 16949 approved manufacturing

Head profile & dimensions are accurately controlled & conform to DIN 71412

Heat treated greasing ends

Zinc plating exceeds ASTM B117

Fittings have heat treated springs for increased life

Available ready from stock in a large selection of popular types & sizes, with many more variations custom manufactured



Grease Fitting – Straight




Grease Fitting Angled - 45°



Grease Fitting Angled- 90°

ORDERING INFORMATION

CAT NR.	TYPE	HEX SIZE	OVERALL LENGTH	BOX QTY.
6.0 × 1.0 MM TAPER THREADS				
GFT/6/1	Straight	7 mm	16 mm	100
GFT/6/1/45	45°	9 mm	21 mm	50
GFT/6/1/90	90°	9 mm	18 mm	50
8.0 × 1.0 MM TAPER THREADS				
GFT/8/1	Straight	9 mm	16 mm	100
GFT/8/1/45	45°	9 mm	21 mm	50
GFT/8/1/90	90°	9 mm	18 mm	50
10.0 × 1.0 MM TAPER THREADS				
GFT/10/1	Straight	11 mm	16 mm	100
GFT/10/1/45	45°	11 mm	21 mm	50
GFT/10/1/90	90°	11 mm	18 mm	50
10.0 MM × 1.5 MM TAPER THREADS				
GFT/10/1.5	Straight	11 mm	18 mm max.	100
GFT/10/1.5/45	45°	11 mm	21 mm max.	50
GFT/10/1.5/90	90°	11 mm	18 mm max.	50
1/8" × 28 BSPT - TAPER THREADS				
GFT/R/1-8/28	Straight	11 mm	16 mm	100
GFT/R/1-8/28L	Straight	11 mm	20 mm	50
GFT/R/1-8/28/45	45°	11 mm	21 mm	50
GFT/R/1-8/28/45L	45°	11 mm	26.3 mm	50
GFT/R/1-8/28/90	90°	11 mm	18 mm	50
GFT/R/1-8/28/90L	90°	11 mm	21.4 mm	50
1/4" × 19 BSPT - TAPER THREADS				
GFT/R/1-4/19	Straight	9/16"	17.5 mm	50
GFT/R/1-4/19L	Straight	15.24 mm	23.5 mm	25
GFT/R/1-4/19/45	45°	9/16"	22.5 mm	50
GFT/R/1-4/19/90	90°	9/16"	22 mm	50



Grease Feeders are used to provide single point controlled lubrication for all types of bearing housings thereby eliminating difficulties arising due to over or under greasing

Working on a spring compression mechanism, the design regulates grease discharge in proportion to changing spring pressure, thus maintaining constant discharge pressure of 1- 2 PSI


Die cast aluminium bodies with polycarbonate dome assembled with medium springs. Heavy & light spring come as spares in the same pack and can be easily interchanged depending upon application

Can be mounted in any position for easy visual inspection of grease levels

Reusable: Can be refilled easily with immediate activation

1/8" (M) steel adaptor at the tail end fits directly onto bearing housings Thread converters & angle adaptors available as spares

Remote Refill kit also available that permits remote filling of grease from distances up to 3 meters (10')



SPRING SELECTION GUIDE

OPERATING TEMPERATURE		NLGI GREASE TYPE				
FROM	TO	NO. 0	NO. 1	NO. 2	NO. 3	NO. 4
-23°C	4°C	Blue	Silver	Red		
4°C	43°C	Blue	Silver	Silver	Red	
43°C	93°C		Blue	Silver	Silver	Red
93°C	121°C			Blue	Silver	Red

SIZE SELECTION GUIDE

BEARING SHAFT DIA.	Upto 1-1/2" (38 mm)				1-1/2" (38 mm) & over			
	Intermittent		Continuous		Intermittent		Continuous	
OPERATING CONDITION	Open	Sealed	Open	Sealed	Open	Sealed	Open	Sealed
CLASS OF BEARING	Open	Sealed	Open	Sealed	Open	Sealed	Open	Sealed
UNDER 1000 RPM	1 oz.	1 oz.	1 oz.	1 oz.	2 oz.	2 oz.	2 oz.	2 oz.
1000 TO 2500 RPM	1 oz.	1 oz.	1 oz.	1 oz.	2 oz.	2 oz.	6 oz.	6 oz.
OVER 2500 RPM	2 oz.	1 oz.	2 oz.	2 oz.	6 oz.	6 oz.	6 oz.	6 oz.

RECOMMENDED USE

For use with NLGI 0 to 4 non separating grease on any equipment that

- has anti friction, oscillating or roller bearings
- has shielded bearings with seals
- has bronze, olite or open bearings
- requires bearing flushing action

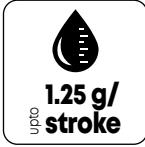
ORDERING INFORMATION

CAT NR.	BOWL CAPACITY		OVERALL DIA.		OVERALL HEIGHT		BOX QTY.
	(OZ.)	(GMS)	(INCH)	(MM)	(INCH)	(MM)	
GFD/PA/1/B	1	28	1-3/4	40	3-5/8	92	1
GFD/PA/2/B	2	56	2-3/8	60	4-5/8	117	1
GFD/PA/6/B	6	170	3	75	6	150	1
REMOTE GREASE REFILL KIT							
GFD/RK/1	3m (10') Grease hose with all fittings						1

131

Portable Greasing System Manual

GS-5



Fully portable & single person operated manual greasing system

Designed for volume greasing in workshop environments, site applications, on a pick-up truck, tractor, earth moving equipment etc

Pump is operated by foot press of the spring loaded system. The hose gets charged with grease, which can then be dispensed through the super gun fitted at the end of the hose. A single charge provides upto 30 shots of grease

High Pressure-High Volume Setting

Aluminium die cast super gun has high pressure & high volume settings, actuated through a simple switch

High pressure feature is very useful to open blocked grease fittings

Fully sealed pump assembly prevents contamination

Complete with drum cover, rubber lined follower plate, premium 1/2" ID high pressure hose, super gun fitted with steel extension, coupler and 5 kg plastic grease bucket

WETTED COMPONENTS

Aluminium, Steel, Brass, Polyurethane & Nitrile Rubber

RECOMMENDED USE

NLGI 1 & 2 greases



Common sight on construction equipment requiring high volume routine greasing

ORDERING INFORMATION

CAT NR.	BUCKET CAPACITY	PUMP LENGTH BELOW DRUM COVER			DRUM COVER DIAMETER		FOLLOWER PLATE DIMENSIONS				HOSE LENGTH	BOX QTY.
							O.D. STEEL END		O.D. PLATE			
							(MM)	(INCH)	(MM)	(INCH)		
GS/5	5	197	7-3/4	216	8-1/2	171	6-3/4	206	8-1/8	1.5	1	



Volume grease pump designed for quick & effortless greasing in applications requiring large volume of lubrication everyday

For use with agricultural equipment, excavators & other earth moving equipment & in automotive applications

Variable Handle Setting

can be set for high volume or high pressure grease discharge. Pump delivers upto 9gms of grease on high volume setting. Fully CNC machined to close tolerances the pump develops upto 4,000 PSI (275 BAR) on high pressure setting

Includes follower plate

WETTED COMPONENTS

Steel, Aluminium, Brass & Nitrile Rubber

RECOMMENDED USE

NLGI 1, 2 & 3 greases

Lift handle

Variable handle setting

Air release valve for removing trapped air from grease

Max. grease level marked on the grease bucket

Swivel connector, allows easy manoeuvrability of hose without hose kinking

High pressure hose 2m x 1/4" ID

Steel bucket with foot rest

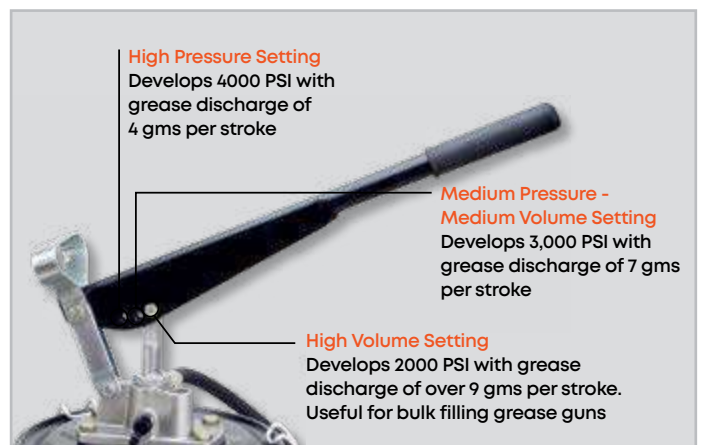


VGP/10A
(without wheels)

ORDERING INFORMATION

CAT NR.	CAT NR.	CAPACITY	BOX QTY.
		(KG)	
WITHOUT WHEELS	WITH WHEELS		
VGP/3A/RF	---	3	1
VGP/6A	VGP/6	6	1
VGP/10A	VGP/10	10	1
---	VGP/15	15	1
---	VGP/20	20	1

Variable Handle Setting



VGP

133

Scoop & Swipe Set



VGP/3A/RF
(without wheels)



VGP/6
(with wheels)



VGP/6A
(without wheels)



VGP/10
(with wheels)



VGP/15
(with wheels)



VGP/20
(with wheels)



Now you can avoid the mess while working with bulk grease with hands

Use the GROZ Grease Scooper to avoid grease contamination and spillage in 3 simple steps



STEP 1

Use the Scooper to draw sizable amount of grease from the bucket.



STEP 2

Use the swipe to clean the Scoop from inside.



STEP 3

Use the swipe to clean the Scoop from outside.

ORDERING INFORMATION

CAT NR.	BOX QTY.
GSW/1/ST	10



High pressure portable grease pump for quick effortless greasing in everyday lubrication such as greasing of excavators & other earth moving equipment, agricultural equipment, automotive etc

Hands free operation

Pump operates using the foot lever, which greatly reduces effort & allows high pressure greasing with highest comfort

Can be operated by hand when under low machinery

Economical

Pump is operated by a single person & uses low cost bulk grease

Designed with all moving parts submerged in the same grease which needs to be pumped, thereby staying lubricated at all times

Moving parts create wave action in grease, auto removing air pockets & eliminating the use of a follower plate

RECOMMENDED USE

NLGI 1 & 2 greases

Lift handle

Steel drum cover

Steel bucket
10 kg capacity

Nozzle holder

Pistol handle fitted with steel grease extension & professional coupler

Includes 2m x 1/4" ID high pressure rubber hose

Foot lever

Rubber pads



ORDERING INFORMATION

CAT NR.	CAPACITY (KG)	BOX QTY.
FOP/10A	10	1



SCAN TO WATCH

135

High Volume Grease Ratio Pump 50:1

GPH



Heavy Duty Industrial grade pneumatic pump

Particularly suitable for grease distribution in pipe works & installations where simultaneous grease supply is required on different dispensing points at high pressure or in large volume

Pump dispenses grease upto 50 times the air inlet pressure

All metal construction, fully CNC machined with hardened wear resistant moving parts

Reciprocating piston operated 3" (76 mm) dia. air motor

Stall free, ice free motor with tough durable housing, integrated muffler for quiet operation

No Service Required

With very few moving parts this rugged pump requires virtually no servicing. No special maintenance tools needed

Supplied complete with drum cover, rubber line follower plate, 3 m high pressure grease hose, Z swivel & professional grease control valve

WETTED COMPONENTS

Steel, Polyurethane, Nitrile Rubber, C.R.C. Sheet, Copper, PTFE

RECOMMENDED USE


NLGI 1, 2, 3 Grease

SPECIFICATIONS

WORKING PRESSURE	30-150 PSI (2-10 BAR)
AIR INLET CONNECTION	1/4" NPT
PUMP OUTLET CONNECTION	3/8"
AIR CONSUMPTION	13 CFM
NOISE LEVEL	85-90 dB

ORDERING INFORMATION

CAT NR.	FITS	DRUM COVER DIAMETER		FOLLOWER PLATE DIMENSIONS				BOX QTY.
				O.D. STEEL END		O.D. PLATE		
		(INCH)	(MM)	(INCH)	(MM)	(INCH)	(MM)	
GPH/1/ST/BSP	20-30 kg pails	12	310	9-1/2	241	11-11/32	288	1
GPH/2/ST/BSP	50-60 kg pails	15	381	12-11/16	322	15	380	1
GPH/3/ST/BSP	180 kg drums	24-1/2	612	21-5/8	550	23-11/16	602	1





Pump dispenses grease at pressures upto 50 times the air inlet pressure

Designed to work in tough conditions; these are ideal for use in industry, workshop, farm, construction or as part of the Mobile Grease System

All metal construction, fully CNC machined with hardened wear resistant moving parts

Reciprocating piston operated 63 mm dia. air motor

Strainer at suction tube inlet removes dirt, debris etc from entering into the system

WETTED COMPONENTS


Steel, Brass, Aluminium, Polyurethane & Nitrile Rubber

RECOMMENDED USE

Light & self collapsing grease upto NLGI 2

SPECIFICATIONS

WORKING PRESSURE	30-150 PSI (2-10 BAR)
MAXIMUM AIR PRESSURE	150 PSI (10 BAR)
AIR INLET CONNECTION	1/4" BSP (F)
PUMP OUTLET CONNECTION	1/4" BSP (F)
AIR CONSUMPTION	230 lt / min
NOISE LEVEL	81 db



WARNING

Pump must be supplied with clean & dry compressed air via an FRL unit

ORDERING INFORMATION

CAT NR.	DRUM SIZE	SUCTION TUBE LENGTH	DRUM COVER DIA.	DESCRIPTION	FOLLOWER PLATE DIMENSIONS			BOX QTY.
					O.D. STEEL END	O.D. PLATE	I.D. GROMMET	
GREASE PUMP KIT								
GP1/ST/501/BSP	20-30 KG	440 MM	305 MM	Pump Supplied with drum cover, rubber lined follower plate, 7' (84") of high pressure grease hose, Z swivel & professional grease control valve	241 mm	288 mm	29.5 mm	1
GP2/ST/501/BSP	50-60 KG	730 MM	381 MM	Pump Supplied with drum cover, rubber lined follower plate, 7' (84") of high pressure grease hose, Z swivel & Heavy Duty grease control valve	322 mm	380 mm	29.5 mm	1
GP3/ST4/501/BSP	180 KG	950 MM	612 MM	Pump Supplied with drum cover & rubber lined follower plate only	550 mm	602 mm	29.5 mm	1
GP3/ST3/501/BSP	180 KG	950 MM	612 MM	Pump Supplied with drum cover & rubber lined follower plate only	550 mm	602 mm	29.5 mm	1
PUMP ONLY								
GP3/501/BSP	180 KG	950 MM	-	Pump only	-	-	-	1
GP3/501/N	180 KG	950 MM	-	Pump only	-	-	-	1
PORTABLE GREASE PUMP SYSTEM COMPLETE WITH GREASE BUCKET								
BGRP/15	15 KG							1
BGRP/30	30 KG							1
BGRP/50	50 KG							1

GP

BGRP



GP1/ST/501/BSP



GP2/ST/501/BSP



GP3/ST4/501/BSP



GP3/ST3/501/BSP



GP3/501/BSP



BGRP/15



BGRP/30



BGRP/50



Trolley Mounted kits are ideal for use in workshops, garages, shop floors, providing complete portability for everyday greasing jobs

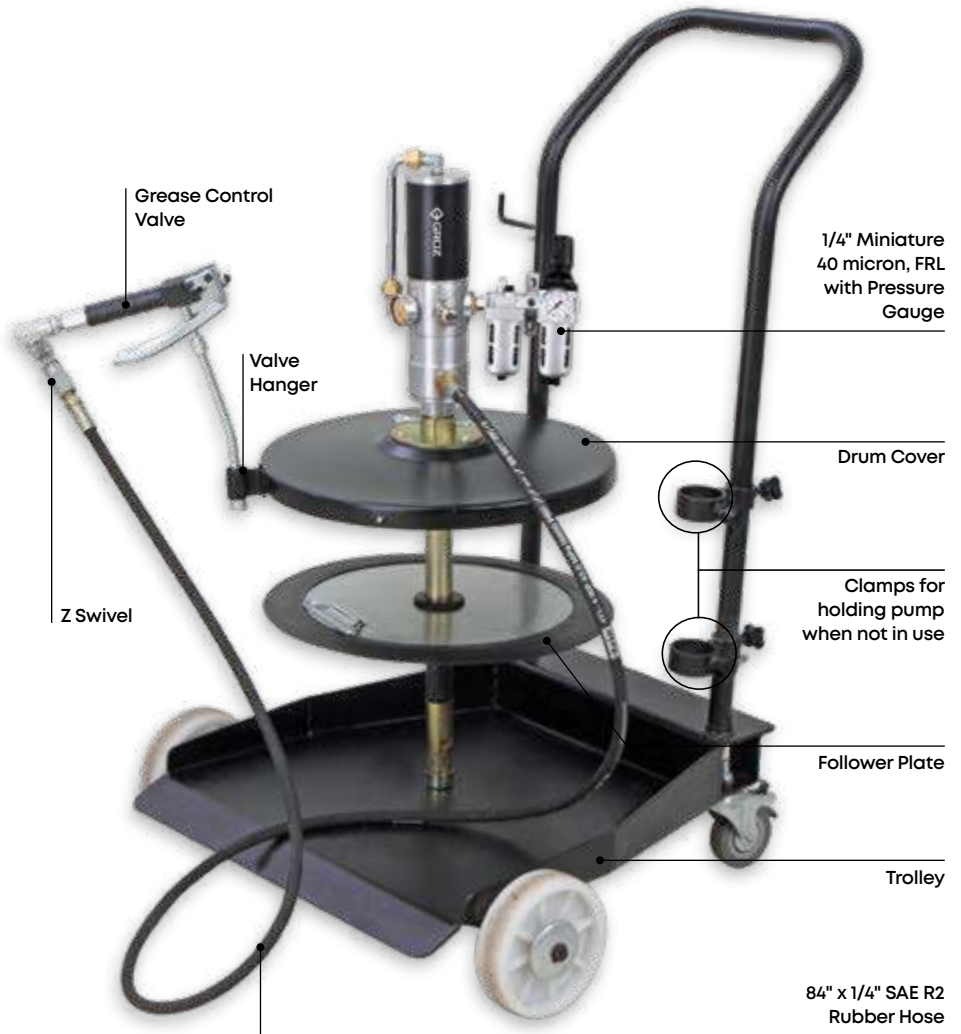
A typical kit is formed of

1. 50:1 Air Operated Grease Pump
2. Steel Drum Cover
3. Rubber Lined Follower Plate
4. Grease Hose
5. Grease Control valve fitted with Z Swivel
6. Drum Trolley
7. 1/4" Miniature Air Filter-Regulator & Lubricator
8. Hose Reel*

4 heavy duty castors for ease of movement. Rear castors with toe-locks that ensure safety

Kit comes in CKD form & can be assembled quickly

*only on 180 kg version



TMK/GP1/A/BSP

SPECIFICATIONS

	TMK/GP1/A/BSP	TMK/GP2/A/BSP	TMK/GP3H/A/BSP
WORKING PRESSURE	30-150 PSI (2-10 BAR)	30-150 PSI (2-10 BAR)	30-150 PSI (2-10 BAR)
HOSE	84" High Pressure	84" High Pressure	84" High Pressure
AIR CONSUMPTION OF PUMP	230 LPM	230 LPM	230 LPM
NOISE LEVEL	81 db	81 db	81 db
FILTERING ELEMENT IN FILTER	40 Micron	40 Micron	40 Micron

ORDERING INFORMATION

CAT NR.	FITS	DRUM COVER DIAMETER		METAL HOSE REEL*	BOX QTY.
		(INCH)	(MM)		
TMK/GP1/A/BSP	20-30 kgs drums	12	310	No	1
TMK/GP2/A/BSP	50-60 kgs drums	15	381	No	1
TMK/GP3H/A/BSP	180 kg drum	24-1/2	612	Yes	1

138

Maxilube® Air Operated 50:1 Grease Pump

P8


Pump dispenses grease at 50X the pressure as the air inlet

Non-corroding air motor requires no lubricator in the air line

Built-in pressure relief valve prevents damage created by excessive pressure due to thermal expansion

Ideal for use in automotive workshops

With drum cover, rubber lining follower plate, 84" high pressure rubber hose & booster grease control valve fitted with z-swivel, steel extension & coupler



*Achieved through pressure boost using the Booster Grease Control Valve

ORDERING INFORMATION

CAT NR.	FITS	DRUM COVER DIA.	FOLLOWER PLATE DIA.	BOX QTY.
P8-G	180 kg Drum	24 -1/2"	602 mm	1
SPARE PARTS & KITS				
P3-1K		Air Motor Service Kit		1
P3-3K		Air Motor Service Kit - Mini		1
P3-5K		Bottom Service Kit		1

SPECIFICATIONS

WORKING PRESSURE	60-150 PSI (4-10 BAR)
MAXIMUM AIR PRESSURE	150 PSI (10 BAR)
MAXIMUM OUTLET PRESSURE	7500 PSI (500 BAR)
AIR INLET CONNECTION	1/4" NPT (F)
PUMP OUTLET CONNECTION	1/4" NPT (F)
AIR CONSUMPTION	270 lt / min
GREASE OUTPUT (NLGI NO. 2 GREASE)	0.460 kg / min
NOISE LEVEL	85 db

139

Portable Greasing System

GS100

Designed to cater to daily bulk greasing needs at workshops requiring movable systems

Includes

- maxilube® Air Operated 50:1 pump suitable for 180 kg drums
- Pump complete with drum cover, follower plate, 84" high pressure grease hose
- Booster grease control valve
- Retracta auto rewind grease hose reel
- Drum Trolley for 180 kg drums

ORDERING INFORMATION

CAT NR.	BOX QTY.
GS100-G	1



140

Grease Control Valve Professional

APG-HD



Grease control valve for use with air operated grease pumps

Highly durable all steel construction, fully CNC machined

Dispenses grease at the same pressure as the pressure at pump outlet

Valve inlet fitted with 360° Z-swivel for convenient handling and to prevent hose from kinking

Complete with 6" steel extension & heavy duty coupler

ORDERING INFORMATION

CAT NR.	INLET THREADS	OUTLET THREADS	BOX QTY.
APG/HD/Z/1-4F/B	1/4" BSPT (F)	1/8" BSPT (F)	1



WARNING

Skin injection hazard.
Keep away from nozzle

CAUTION

The gun is continuous action.
Be careful not to over lubricate

141

Grease Control Valve Booster

APG



Grease control valve for use with air operated grease pumps

Built-in pressure boost mechanism allows grease pressure to be boosted from 6,000 PSI to 10,000 PSI

Pressure boost helps unclog blocked grease fittings & grease joints with high back pressure

Pressure boost is activated by a few repeated presses of the pistol handle


Highly durable all steel construction, fully CNC machined

Valve inlet fitted with 360° Z-swivel for convenient handling and to prevent hose from kinking

Complete with 6" steel extension & heavy duty coupler

ORDERING INFORMATION

CAT NR.	INLET THREADS	OUTLET THREADS	BOX QTY.
APG/Z/1-4F/B	1/4" BSPT (F)	1/8" BSPT (F)	1



WARNING

Skin injection hazard.
Keep away from nozzle

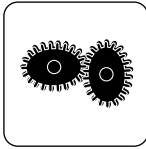
CAUTION

The gun is continuous action.
Be careful not to over lubricate

142

Grease Control Valve Metered

APG-HD



Premium quality grease control valve, for use with air operated grease pumps

Built-in high accuracy digital grease meter for dispensing exact amount of grease

Ability to measure amount of grease dispensed prevents both over & under lubrication & is useful in saving bearing failures

Provides continuous grease flow, with trigger fully pressed

Steel construction, provides durability & longevity. Meter uses oval gear mechanism

Ergonomically designed pistol handle

Comes complete with 6" steel extension, heavy duty coupler & 360° Z swivel



APG/HD/Z/1-4F/GM/B

SPECIFICATIONS

CONTROL VALVE TYPE	Continuous Flow
METER TYPE	Digital Oval Gear
GREASE FLOW	0.1 to 2.5 kg / minute
MAX. WORKING PRESSURE	7,500 PSI (517 BAR)
UNIT OF MEASUREMENT	kg /gms / lbs
ACCURACY	± 3%
RESETTABLE BATCH TOTAL	9,999 gms
CUMULATIVE TOTAL	99999.9 kg
BATTERY TYPE	1.5 V (Two numbers)

ORDERING INFORMATION

CAT NR.	DESCRIPTION	THREAD SPECIFICATION	BOX QTY.
APG/HD/Z/1-4F/GM/B	Meter fitted to a grease control valve	Inlet: 1/4" BSPT (F)	1
DGM/2/N	In-line grease meter	Inlet/Outlet: 1/8" NPT (F)	1



DGM/2/N

Grease meter available as spare for in-line applications



WARNING

Skin injection hazard.
Keep away from nozzle

CAUTION

The gun is continuous action.
Be careful not to over lubricate.

143

Lever Action Barrel Pump

LBP-04



Oil pump designed & engineered for convenient use & long service life

Powder coated steel pump body with aluminum die cast pump head

Plated steel lever handle with rubber grip for convenience in usage

3/4" pump inlet

Complete with curved metal spout & telescopic suction tube for use on 50-210 litre drums.

WETTED COMPONENTS

Steel, Aluminium, NBR, Brass, PVC

RECOMMENDED USE

Oil Based Fluids, Heating Oils, Motor Oil, Heavy & Light Oils, Kerosene & Diesel

DO NOT USE WITH

Water Based Fluids, Solvents, Acids, Petrol etc.



ORDERING INFORMATION

CAT NR.	BOX QTY.
LBP/04/PT	10

144

Ezee Flow Pumps

EZF



Versatile pump, engineered for trouble free use on plastic containers with pull out / Rieke® spout or 2" external threads

Heavy duty steel suction tube, with the pump head made from Nylon

Pump head incorporates nozzle holder & option to drain back over flown fluid into the container

The pump comes with interchangeable bung adaptors. Standard bung adaptor is useful when using the pump on containers with external threadings. When using the pump on containers with plastic pull-out Rieke® spout, the other adaptor may be used

Suitable for use on 50 litre plastic drums. Pump delivers on the upward stroke

Complete with rigid steel discharge spout & 48" discharge hose

WETTED COMPONENTS

Steel, Aluminium, Polyethylene, Nylon, High Nitrile Rubber, PVC & Acetal

RECOMMENDED USE

Engine Oils, Gear Oils, Diesel and Light Fuel Oils

DO NOT USE WITH

Water based & other corrosive media



ORDERING INFORMATION

CAT NR.	FOR DRUM SIZE	NO. OF ADAPTORS	BOX QTY.
EZF/8	50 litres	2	10

145

Rotary Barrel Pump

V25


Most popularly used pump for general purpose lubrication on farms, automotive, workshops & construction sites

Pump features a dual directional operation that allows the pump to both empty as well as refill container

Rugged cast iron construction with machined vanes for better draw & smoother delivery

1" pump inlet

ORDERING INFORMATION

CAT NR.	BOX QTY.
V25/3R/SPL/F	4

Complete with 3 pc rigid suction tube for use on 50-210 litre drums

WETTED COMPONENTS

Steel, Cast Iron, NBR

RECOMMENDED USE


Heating Oils, Motor Oils, Lubricating Oils etc.

DO NOT USE WITH

Water based Media, Acids, Petrol etc.

Dual directional operation

Pumps-in & pumps-out fluids by a few reverse turns of the handle


146

Rotary Barrel Pump V Series

V10


Pump for general purpose lubrication on farms, automotive, workshop & construction sites.

Rugged cast iron construction with machined vanes for better draw & smoother delivery.

Pump Inlet

1"

Pump Outlet

3/4"

ORDERING INFORMATION

CAT NR.	PUMP NLET	PUMP OUTLET	SUCTION TUBE	BOX QTY
V10	1"	3/4"	3 pc	4

Complete with 3 pcs rigid suction tube for use on 50-210 litre drums

WETTED COMPONENTS

Steel, Cast Iron, NBR

RECOMMENDED USE


Heating oils, Motor oils, Lubricating oils, Diesel, Kerosene etc.

DO NO USE WITH

Water based media, Acids, Petrols etc.

Dual Directional Operation

Pumps-in & pumps-out fluids by a few reverse turns of the handle



147

Bucket Oil Pumps

V30

V12

V16



Portable oil pumps designed for dispensing transmission differentials & heavier oils

Pump with variable handle setting for use with media of different viscosities

Includes 48" / 4' PVC hose with nozzle

Includes steel drum (12 litre or 16 litre capacity) with a choice of with or without wheels

ORDERING INFORMATION

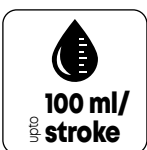
CAT NR.	BUCKET CAPACITY	BOX QTY.
	(LITRE)	
WITHOUT WHEELS		
V12	12	1
V16	16	1
WITH WHEELS		
V12W	12	1
V16W	16	1
V30W	30	1



148

Bucket Oil Pump with Meter

OLP30-OM10



Pump designed for transferring transmission differentials & heavier oils

Zinc plated pump body with aluminum die cast head & adjusting flange

High pressure positive displacement meter with oval gear mechanism for optimum accuracy

Supplied complete with 30 litres steel bucket, mechanical oil meter, wheels and pull handle

ORDERING INFORMATION

CAT NR.	BUCKET CAPACITY	BOX QTY.
	(LITRES)	
OLP/30/OM10	30	1



149

Trolley Mounted Oil Pump Kits

TMK-OP


Trolley mounted kits are ideal for use in workshops, garages, shop floors providing complete portability for everyday oiling jobs

Designed for use with 55 gal. (205 Litre) Oil Drums, these come complete with

1. Air Operated Oil Pump with 2" Bung (3:1 or 5:1)
2. 3.5m (11-1/2") x 1/2" ID Oil Hose / Oil Hose Reel with 10m (30') x 1/2" Oil Hose
3. Digital Control Gun
4. Drum Trolley
5. 1/4" Miniature Air Filter-Regulator & Lubricator
6. Hose for connecting pump outlet to reel inlet* (*only for models with hose reel)
7. Hose Reel**

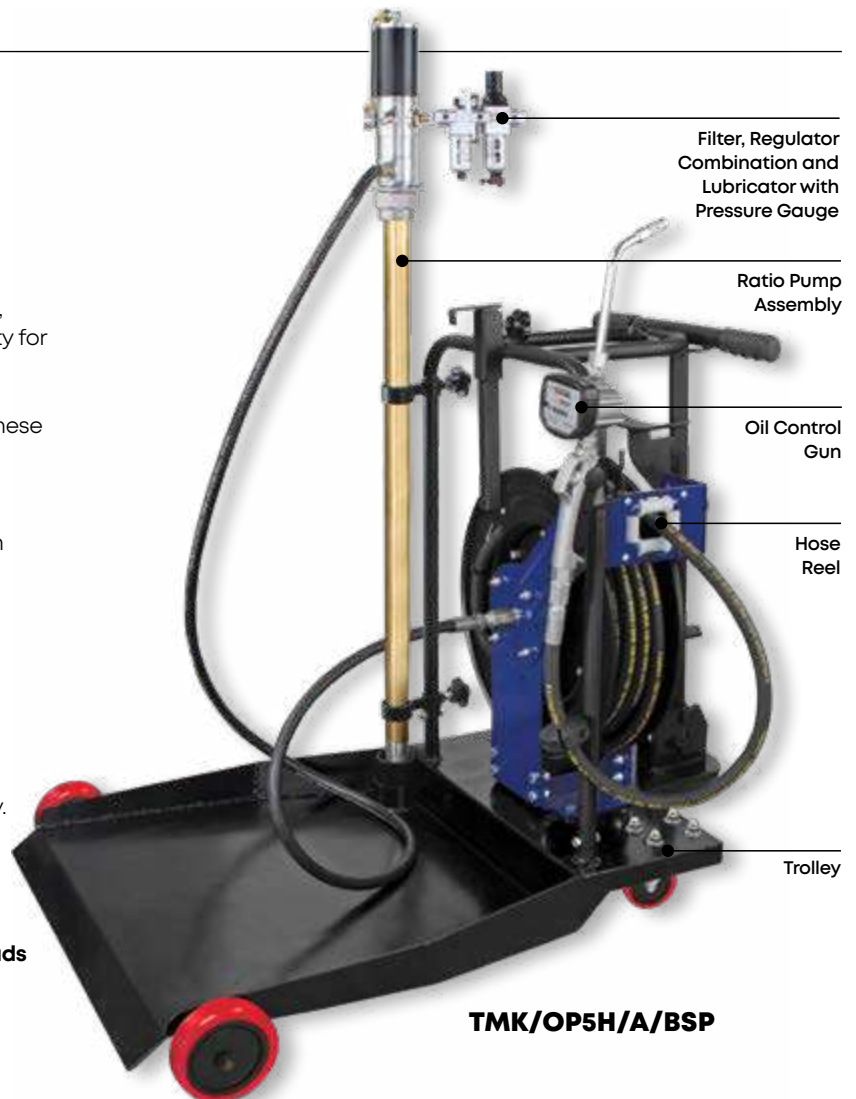
Kit comes in CKD form & can be assembled quickly.

Trolley can be locked with brakes provided on the wheels

Available in two variations both in BSP & NPT threads

- a. 3:1 pump System
- b. 5:1 pump system complete with Hose Reel

*only with 5:1 system


TMK/OP5H/A/BSP

SPECIFICATIONS

	TMK/OP3/A/BSP	TMK/OP5H/A/BSP
PUMP RATIO	3:1	5:1
WORKING PRESSURE	30-150 PSI	30-150 PSI
MAX. AIR PRESSURE	150 PSI	150 PSI
FLOW RATE AT PUMP OUTLET	Up to 14 LPM	Up to 18 LPM
LEAST COUNT OF OIL CONTROL GUN	0.001 units	0.001 units
ACCURACY OF METER	± 0.5%	± 0.5%
REPEATABILITY OF METER	0.30%	0.30%
HOSE	3.5m Hydraulic Hose with 1/2" ID	10m Hose Reel with 1/2" ID
THREAD TYPE	BSP	BSP
AIR CONSUMPTION OF PUMP	230 LPM	250 LPM

ORDERING INFORMATION

CAT NR.	ORD NR.	DESCRIPTION	BOX QTY.
BSP			
TMK/OP3/A/BSP	45830	Trolley Mounted kit with 3:1 Air Operated Pump, Hose & Digital Oil Control Gun	1
TMK/OP5H/A/BSP	45831	Trolley Mounted kit with 5:1 Air Operated Pump, Hose Reel & Digital Oil Control Gun	1

150

Air Operated Oil Ratio Pumps

World-class industrial oil dispensing pumps with guaranteed performance & hassle free operation

Pumps are designed to work in tough conditions & are ideal for use in Industry, workshop, farm, construction sites or as part of the mobile oil system

All metal construction, fully CNC machined with hardened wear resistant moving parts

Reciprocating piston operated 63mm dia. air motor

Pumps have a built in strainer at inlet to keep contaminants away

WETTED COMPONENTS

Steel, Brass, Aluminum,
Hi-Nitrile Rubber, Polyurethane, Turcite* & Nylon**
(*Only On 3:1 & 5:1 Pumps,
**Only On 1:1 Pump)

SPECIFICATIONS

WORKING PRESSURE	30-150 PSI (2-10 BAR)
AIR INLET CONNECTION	1/4" BSP (F)
PUMP OUTLET CONNECTION	1/2" BSP (F)
NOISE LEVEL	81 db
FOR USE WITH	210 litre drums



Internals Pump



WARNING

Pump must be supplied with clean & dry compressed air via an FRL unit

1:1 PUMPS



Transfer pump, used transfer for quick of oils from large drums to smaller containers. These have a double acting operation with discharge upto 40LPM


Ideal for use with low to medium viscosity (upto SAE 80 Oils) for transferring over short distances (5 metres)

Air Consumption: 270LPM

1:1 pump is also available complete with oil bar tap & connecting links (ODS series), used as an air operated oil dispenser to quickly & conveniently dispense oils from drums

ORDERING INFORMATION

CAT NR.	DESCRIPTION	BOX QTY.
OP/S/11B/BSP	1:1 Pump only	1
OP/T3/11B/BSP	1:1 Pump for 210 litre drums	1
OPK/T3/11B/BSP	1:1 Pump for 210 litre drums complete with 1.5m hydraulic hose & oil control gun	1



OP/T3/11B/BSP

OP-11

OP-31

OP-51

3:1 PUMPS



Amongst the most popular general purpose air operated pumps

Pumps are single acting with discharge upto 14 LPM

Ideal for use with medium to high viscosity oils (upto SAE 130) for transferring over short distances (upto 30 meters), mostly used with Trolley mounted kits

Air Consumption: 230 LPM

ORDERING INFORMATION

CAT NR.	DESCRIPTION	BOX QTY.
OP/S/31B/BSP	3:1 Pump only	1
OP/T3/31B/BSP	3:1 Pump for 210 litre drums	1
OPK/T3/31B/BSP	3:1 Pump for 210 litre drums complete with 1.5m hydraulic hose & oil control gun	1



OP/T3/31B/BSP

5:1 PUMPS



High pressure air operated pumps for dispensing oil at 5 times the pressure as the air inlet

Pumps are double acting with discharge upto 18LPM

Ideal for use with high viscosity oils (upto SAE 240) for transferring over short & long distances (upto 50 meters),

mostly used with Trolley mounted kits both with & without hose reels, as well as with fixed systems for centralized distribution

Air Consumption: 250LPM

ORDERING INFORMATION

CAT NR.	DESCRIPTION	BOX QTY.
OP/S/51B/BSP	5:1 Pump only	
OP/T3/51B/BSP	5:1 Pump for 210 litre drums	1
OPK/T3/51B/BSP	5:1 Pump for 210 litre drums complete with 1.5m hydraulic hose & oil control gun	1



OP/T3/51B/BSP

Heavy Duty Industrial grade pneumatic oil pump designed for unmatched performance in demanding conditions

Dispenses oil upto 6.5 times the pressure as air inlet

All metal construction, fully CNC machined with hardened wear resistant moving parts

Reciprocating piston operated 3" (76 mm) dia. air motor

Stall Free & Ice Free Motor

Tough durable housing with integrated muffler for quiet operation

Single Acting Pump

For dispensing high viscosity oils (upto SAE 240) for transferring over short & long distances (upto 60 metres)

Low Maintenance Pump

Advanced, rugged design with few moving parts & no special maintenance tools make the pump servicing convenient

Stub pump comes complete with 2 additional suction tubes for use on drums upto 205 litre (55 gal.)

WETTED COMPONENTS

Steel, Brass, Aluminum, Turcite, Polyurethane, NBR



SPECIFICATIONS

WORKING PRESSURE	2-10 BAR (30-150 PSI)
MAX. AIR PRESSURE	10 BAR (150 PSI)
AIR INLET CONNECTION	1/4" BSP (F) / 1/4" NPT (F)
MAX MEDIA OUTLET PRESSURE	975 PSI (65 BAR)
AIR CONSUMPTION	250 LPM
PUMP OUTLET CONNECTION	1/2" BSP (F) / 1/2" NPT (F)
PUMP INLET*	1" BSP (F)/1" NPT (F)
FLOW RATE	Upto 18 LPM (4.76 GPM)
NOISE LEVEL	82 db

* For stub pump only



ORDERING INFORMATION

CAT NR.	THREADS	BOX QTY.
OPH/S-T3/61B/BSP	BSP	4

152

Air Operated Stainless Steel Pump 3:1

OP-SS



3:1 Air Operated pump, corrosion protected for use with water based fluids, such as detergents, windshield fluids, water etc

Wetted components are made out of stainless steel

Pump is designed to work in corrosive environments, ideal for use in car washers, garages, workshops, lube trucks, industry etc.

Reciprocating piston operated 63 mm dia. air motor

Pump has a built in stainless steel strainer at inlet to keep contaminants away

2" die cast aluminium bung for use with 210 litre drums

WETTED COMPONENTS

Stainless Steel, Brass, Aluminium, Hi-Nitrile Rubber, Polyurethane, Turcite

RECOMMENDED USE


Water, water soluble lubricants, coolants, soap solutions, detergents, windshield fluids etc.

DO NOT USE

Food Grade media, waste oil or any media not compatible with the pump components

SPECIFICATIONS

WORKING PRESSURE	30 -150 PS (2-10 BAR)
MAX. AIR INLET PRESSURE	150 PSI (10 BAR)
AIR CONSUMPTION	230 LPM
AIR INLET CONNECTION	1/4" BSP (F)
PUMP OUTLET CONNECTION	1/2" BSP (F)
NOISE LEVEL	81 db
FOR USE WITH	210 litre drums



WARNING

Pump must be supplied with clean & dry compressed air via an FRL unit

ORDERING INFORMATION

CAT NR.	DESCRIPTION	BOX QTY.
OP/T3/SS/BSP	3:1 Stainless Steel Pump	1

153

**OILMASTER® Air Operated
5:1 Oil Pump**

T512



Highly reliable air operated 5:1 pump for dispensing oils at 5 times the pressure as the air inlet

Ideal for indoor applications in automotive workshops for pumping oils (upto SAE 140). Dispenses oils over distances upto 50m

Unique pump design with non corroding air motor, requires no lubricator in the air line

Built- in pressure relief valve prevents both the pump & system against damage created by excessive pressure due to thermal expansion

Reciprocating piston operated 72 mm dia. air motor. Stub pump supplied complete with 2" bung


Complete with suction tube to install pump on 210 litre drums

WETTED COMPONENTS

Aluminium, Zinc, Brass, NBR, Polyurethane

RECOMMENDED USE

Oil upto SAE 140, Automatic Transmission fluids, Engine Oils, Gear Oils, Hydraulic Oils



ORDERING INFORMATION

CAT NR.	BOX QTY.
T512-G	1

SPECIFICATIONS

WORKING PRESSURE	60-150 PSI (4-10 BAR)
AIR INLET CONNECTION	1/4" NPT (F)
PUMP OUTLET CONNECTION	1/2" NPT (F)
PUMP INLET FOR CONNECTING SUCTION TUBE	1" NPT (F) & 1" UNEF (F)
NOISE LEVEL	85 db

154

**Portable
Oiling System**

OS512

Ideal choice for workplace requiring movable oil dispensing systems

Includes

1. Oil Master Air Operated 5:1 Pump, T512-G
2. Retractable Oil Hose Reel (OMP2101)
3. Oil Control Gun with Mechanical Meter
4. 210 Litre Drum Trolley & Hydraulic Hose to connect pump outlet to hose reel inlet

RECOMMENDED USE

Suitable for dispensing oils upto SAE 140 i.e Engine Oil, Hydraulic Oil etc.

ORDERING INFORMATION

CAT NR.	BOX QTY.
OS512-G	1



155

r-Series™ Industrial Air Operated Oil Ratio Pumps

R300S

R500S

World-class air operated industrial quality oil dispensing pumps with guaranteed performance & hassle free operation

All metal die cast aluminum construction with hardened wear resistant moving parts

Stub pump supplied complete with 2" bung, pump can be wall mounted, mounted on a tank, drum etc.

Also available separate suction tube for installing pump on a 210 litre drums.

Air line lubricator included as standard accessory

WETTED COMPONENTS

Aluminium, NBR, Carbon, PTFE, Zinc Plated Steel, Brass



WARNING

Pump must be supplied with clean & dry compressed air via an FRL unit

3:1 PUMP



Heavy duty industrial 3:1 ratio pump for dispensing oils at 3 times the air inlet pressure

Reciprocating piston operated 54mm dia. air motor

Ideal for dispensing oils through multiple hose reels & metered gun systems found in large workshops utilizing bulk tanks

Suitable for use with oils upto SAE 140 over distances upto 30m, Diesel & Kerosene



5:1 PUMP



Heavy duty industrial 5:1 ratio pump for dispensing oils at 5 times the pressure as the air inlet pressure

Reciprocating piston operated 104 mm dia. air motor

Ideal use with drums & tanks with one or multiple hose reels & dispensing systems

Suitable for use with oils upto SAE 140 over distances upto 50m, ATF, Engine Oils, Gear Oils



SPECIFICATIONS

WORKING PRESSURE	60-150 PSI (4-10 BAR)
AIR INLET CONNECTION	1/4" NPT (F)
PUMP OUTLET CONNECTION	3/4" NPT (F)
PUMP INLET FOR CONNECTING SUCTION TUBE	3/4" NPT (F)
FOR USE WITH	Drums, Tanks, Wall Mount etc.

ORDERING INFORMATION

CAT NR.	DESCRIPTION	BOX QTY.
R300S-G	3:1 Pump	1
SPARE PARTS & KITS		
TE01-1K	Air Motor Repair Kit	1
TF01-2K	Pump Seal Repair Kit	1
TF015AS	Oil Seal Assembly	1

SPECIFICATIONS

WORKING PRESSURE	60-150 PSI (4-10 BAR)
AIR INLET CONNECTION	1/4" NPT (F)
PUMP OUTLET CONNECTION	3/4" NPT (F)
PUMP INLET FOR CONNECTING SUCTION TUBE	1" NPT (F) & 1" UNEF(F)
FOR USE WITH	Drums, Tanks, Wall Mount etc.

ORDERING INFORMATION

CAT NR.	DESCRIPTION	BOX QTY.
R500S-G	5:1 Pump	1
SPARE PARTS & KITS		
R500-2K	Overhaul Kit	1
R500-3K	Service Kit	1





Double Diaphragm Pumps are designed for use in applications requiring large volume transfer in a short time

Driven by compressed air, these can transfer contaminated media & are very useful for cleaning out pits with mixed liquids such as oil, water etc.

Handle a wide variety of fluids with solid content as there are no close fitting or rotating parts

Self Priming

Pump is designed for high suction lift even at dry start up & also with heavier fluids

Ability to run dry, as there are no close fitting or sliding parts

Portable/Simple Installation

Simply connect air supply line & liquid line; pump is ready to perform

Explosion Proof

Safe pumps since they are operated by compressed air

Pumping Efficiency Remains Constant


No rotors, gears or pistons that wear over time, hence no decline in performance

All pump models are designed for use with an inlet air pressure of 20-100 PSI

Air inlet threaded 1/4" NPT (F)

Pumps are available in a choice of 2 materials

- i. Aluminium body with a Hytrel* diaphragm. These can be used for all high temperature applications
- ii. Polypropylene - body with
 - a. Santoprene Diaphragm - for use with abrasives, acids, caustic etc.
 - b. Teflon (PTFE) Diaphragm - for use with fluids such as solvents




	AODD/1-4/FPT/N	AODD/1-2/BAH/N
SIZE	1/4"	1/2"
CASING	Polypropylene	Aluminium
DIAPHRAGM	PTFE	Hytrel®
FLOW RATE	0-11 LPM	0-50 LPM
PUMP INLET/ OUTLET NPT (F)	1/4"	1/2"
AIR EXHAUST NPT(F)	3/8"	3/8"
MAX PARTICLE SIZE	N/A	1 mm
SUCTION LIFT (DRY)	5-feet	5-feet
MAX AIR CONSUMPTION	250 LPM (8.83 CFM)	450 LPM (15.9 CFM)
WETTED COMPONENTS	Polypropylene, PTFE	Aluminium, PA, Stainless steel, Hytrel®
VALVE BALL MATERIAL	PTFE (Flat type)	Hytrel®
AIR MOTOR	Ryton®	Aluminium
MAXIMUM LIQUID TEMPERATURE	60°C	80°C

Note:

Other materials, configurations and sizes can be custom manufactured on order

TEMPERATURE RANGE FOR VARIOUS MATERIALS

BODY / CASING MATERIAL	LIQUID TEMPERATURE RANGE
ALUMINIUM	0°C to 100°C
POLYPROPYLENE	0°C to 60°C
DIAPHRAGM MATERIAL	LIQUID TEMPERATURE RANGE
HYTREL® (TPEE)	0°C to 80°C
SANTOPRENE® (TPO)	0°C to 90°C
TEFLON® (PTFE)	0°C to 100°C



AODD/1-2/FPT/N	AODD/1-2/FPS/N	AODD/3-4/BAH/N	AODD/3-4/BPS/N	AODD/0-1/BAH/N
1/2"	1/2"	3/4"	3/4"	1"
Polypropylene	Polypropylene	Aluminium	Polypropylene	Aluminium
PTFE	Santoprene®	Hytrel®	Santoprene®	Hytrel®
0-45 LPM	0-45 LPM	0-110 LPM	0-110 LPM	0-110 LPM
1/2"	1/2"	3/4"	3/4"	1"
3/8"	3/8"	3/4"	3/4"	3/4"
N/A	N/A	2.0 mm	2.0 mm	2.0 mm
8-feet	8-feet	18-feet	18-feet	18-feet
350 LPM (12.4 CFM)	350 LPM (12.4 CFM)	1200 LPM (42.4 CFM)	1200 LPM (42.4 CFM)	1200 LPM (42.4 CFM)
Polypropylene, PTFE	Polypropylene, PTFE	Aluminium, Stainless steel, Hytrel®	Polypropylene, Santoprene®	Aluminium, Stainless steel, Hytrel®
PTFE (Flat type)	PTFE (Flat type)	Hytrel®	Santoprene®	Hytrel®
Ryton®	Ryton®	Aluminium	Glass-filled polypropylene	Aluminium
60°C	60°C	80°C	60°C	80°C

ORDERING INFORMATION

CAT NR.	SIZE	CASING	DIAPHRAGM	RECOMMENDED FLUIDS	BOX QTY.
AODD/1-4/FPT/N	1/4"	Polypropylene	PTFE	Windshield Washer Fluid, Caustic Soda, Sulfuric Acid (Up To 75%), Plating Solution, Photograph Developing Liquid, Benzene, Hydrogen Peroxide, Waste Water Etc.	1
AODD/1-2/BAH/N	1/2"	Aluminium	Hytrel®	Diesel Fuel, Kerosene, Lubricants, Gear Oil, Engine Oil, Waste Oil, Brake Fluid, Naphtha, Mold Lubricants, Antifreeze And Waste Water	1
AODD/1-2/FPT/N	1/2"	Polypropylene	PTFE	Windshield Washer Fluid, Caustic Soda, Sulfuric Acid (Up To 75%), Plating Solution, Photograph Developing Liquid, Benzene, Hydrogen Peroxide, Waste Water Etc.	1
AODD/1-2/FPS/N	1/2"	Polypropylene	Santoprene®	Ethanol, Ammonium Hydroxide And Waste Water	1
AODD/3-4/BAH/N	3/4"	Aluminium	Hytrel®	Diesel Fuel, Kerosene, Lubricants, Gear Oil, Engine Oil, Waste Oil, Brake Fluid, Naphtha, Mold Lubricants, Antifreeze And Waste Water	1
AODD/3-4/BPS/N	3/4"	Polypropylene	Santoprene®	Ethanol, Ammonium Hydroxide And Waste Water	1
AODD/0-1/BAH/N	1"	Aluminium	Hytrel®	Diesel Fuel, Kerosene, Lubricants, Gear Oil, Engine Oil, Waste Oil, Brake Fluid, Naphtha, Mold Lubricants, Antifreeze And Waste Water	1

NEW!

Specifically engineered with reduced parts ensuring maximum performance & reliability. These are used for transfer of clean & particulate laden fluids including waste oil in industrial, automotive, chemical processing, oil & gas and marine applications

Truly Non-lubricated Design

A non lubricated outside accessible air distribution system with no messy pre-packed grease

Energy saving

20% less air consumption over conventional pumps

Fully bolted design

Quick tear down & rebuild, Hence negligible downtime during operation

20% Fewer wearing parts

Low periodic maintenance is required

Self Priming

The pump design (incorporating internal check valves) allows for high suction lift even at dry start-up and with heavier fluids

Explosion Proof

As pumps are operated by compressed air, therefore, they are intrinsically safe

Submersible

If external components are compatible - these pumps can be submerged in the liquid by simply running the exhaust line above the liquid level



VARIANTS

	AODD/25/BAH/N	AODD/15/BAH/N	AODD/15/BPS/N
			
SIZE	1"	1/2"	1/2"
CASING	Aluminum	Aluminium	Polypropylene
DIAPHRAGM	Hytrel	Hytrel	Santoprene
FLOW RATE	Upto 140 LPM (37 GPM)	Upto 58 LPM (15.3 GPM)	Upto 55 LPM (14.5 GPM)
PUMP INLET/OUTLET (F)	1" Opening	1/2" Opening, 4 inlets & 4 outlets	1/2"
AIR INLET	3/8"	1/4"	1/4"
AIR INLET PRESSURE	29 - 100 PSI (2 - 7 BAR)	29 - 100 PSI (2 - 7 BAR)	29 - 100 PSI (2 - 7 BAR)
MAX. PARTICLE SIZE	1/8" (3 mm) or less	1/32" (1 mm) or less	1/32" (1 mm) or less
WETTED COMPONENTS	Aluminum & Hytrel	Aluminum & Hytrel	Polypropylene & Santoprene
DISCHARGE VOLUME PER CYCLE	Upto 600 ml	Upto 160 ml	Upto 190 ml
DIMENSIONS	10 x 10 x 12-3/8" (257 x 257 x 315 mm)	8-1/2 x 9-21/32 x 11-11/32" (216 x 245 x 288 mm)	8.5 x 8.5 x 11.34" (216 x 216 x 288 mm)
LIQUID TEMP.	0 - 80°C	0 - 80°C	0 - 60°C
MAX. AIR CONSUMPTION	900 LPM (31.8 CFM)	520 LPM (18.3 CFM)	700 LPM (24.7 CFM)
NOISE LEVEL	81 db	81 db	81 db
WEIGHT	9.3 kg (20 lbs)	5.4 kg (11.9 lbs)	2.54 Kg (5.6 lbs)
RECOMMENDED USE	Diesel fuel, Kerosene, Lubricants, Gear oil, Engine oil, Waste oil, Brake fluid, Naphtha, Mold lubricants, Antifreeze & Waste water	Diesel fuel, Kerosene, Lubricants, Gear oil, Engine oil, Waste oil, Brake fluid, Naphtha, Mold lubricants, Antifreeze & Waste water	Adblue, Antifreeze, Ethanol, Ammonium Hydroxide & Waste Water

ORDERING INFORMATION

CAT NR.	BOX QTY.
AODD/25/BAH/N	1
AODD/15/BAH/N	1
AODD/15/BPS/N	1

158

Waste Oil Evacuation Kits

KIT-AODD



Filter & Regulator Combination helps avoid contamination in the inlet air & regulates air pressure

Pressure Gauge used with air regulator for setting inlet pressure

1/4" x 13.7" Air Hose

Air Inlet Port

Wall Mounting Bracket allows easy & convenient mounting of the kit near the workstation

Clamping Plate

Double Diaphragm Pump

Outlet Port

8' PVC Steel wire embedded outlet hose gives strength to the hose and prevents kinking

Air Shut-Off Valve used to cut off the air supply when not in use

8' PVC Steel wire embedded Inlet Hose gives strength to the hose and prevents kinking

Y-Strainer

Liquid Inlet Port

Cam Lock
This connection system can be adapted to virtually all sorts of drains

Ideal for use in workshops & garages for removing used oil from drains and delivering to the used oil sump tank

Waste Oil Evacuation System includes:

1. Double Diaphragm pump
2. Filter Regulator combination
3. Two 8' PVC hoses, cam lock, Y- strainer, fittings
4. Pressure gauge and air hose
5. Wall mounting bracket
6. Clamping plate
7. PTFE tape

SPECIFICATIONS

	KIT/AODD/1-2/WO/N	KIT/AODD/0-1/WO/N
SIZE	1/2"	1"
FLOW RATE	0-50 LPM	0-110 LPM
CASING	Aluminium	Aluminium
DIAPHRAGM	Hytrel	Hytrel
MAX. PARTICLE SIZE	1/32" (1 mm)	1/16" (2 mm)

ORDERING INFORMATION

CAT NR.	BOX QTY.
KIT/AODD/1-2/WO/N	1
KIT/AODD/0-1/WO/N	1




OIL MANAGEMENT SYSTEM

Upgrade your workshop today!

- Centralized control of new and waste oil management.
- Alerts when tanks require refilling or drainage
- Each unit can monitor upto 8 dispensing outlets
- Provides automated tracking and monitoring of the lubrication room for accurate oil dispensing and also prevents wastage of oil due to any human error



AN IDEAL 4 BAY SYSTEM MUST INCLUDE:

PICTURE	NAME OF COMPONENT	SPECIFICATIONS	QTY.
	Oil Ratio Pump	World-class Industrial 5:1 Oil Dispensing Pumps with guaranteed performance & hassle free operation	4
	Hose Reel	All metal 10m or 15 m hose reels with Heavy duty dual ratchet to reduce stress on spring smooth & balanced operation during hose extension & retraction. Can lock hose in multiple usable positions	4
	Oil Control Gun	With or without meter having built-in continuous flow switch that can be activated for unattended dispensing	4
	Solenoid Valve	Flow range: 0 to 50 l/min Operating Pressure: Max 207 bar Inlet/Outlet connections : 1/2" BSP	4
	Pulse Meter	Electric oval gear meter suitable for monitoring the delivery of oils with a wide range of viscosity. Flow Rate: Upto 30 L/Min Operating Pressure: Max 70 Bar Repeatability: 0.3% Accuracy: $\pm 0.5\%$	4
	Control Keypad	A single Control Keypad can monitor up to 8 different outlets dispensing	1
	Controller Software	Easy to operate software interface offering outlet dispensing activated directly from the PC software	1
	Power Supply Interface	A single power supply gives enough power to run up to eight outlets	1

Heavy duty oil pump designed to transfer bulk oils, hydraulic oils, used oil etc

Air cooled motor with thermal protection

Non corroding aluminium die cast pump body

Sintered powder metal gears

Self priming, positive displacement design

High horsepower to flow ratio assures adequate power to pump viscous fluids at low temperatures

Pump has an internal bypass valve to bypass flow, if the discharge pressure exceeds the bypass valve setting

Built-in 2" bung adaptor for mounting on drums/tanks

Can be used to transfer used oil with a screen fitted onto the suction tube

Duty Cycle

30 minutes ON / 30 minutes OFF

Available in following versions


1. AC regular flow
2. AC high flow
3. DC regular flow

WETTED COMPONENTS

Aluminium, Steel, Cast Iron, Nylon, NBR, Zinc, Polypropylene, PVC

RECOMMENDED USE

For oils upto SAE 90, Synthetic Oils, Used Oils, Hydraulic Oils, Cutting Oils, Oil Based Herbicides, Non-Flammable Oil Based Solvents, Liquid Soap etc.





SPECIFICATIONS

	OPM/220	OPM/220/HF	OPM/12
DESCRIPTION	Heavy Duty 220V AC	High Flow Heavy Duty 220V AC	Heavy Duty 12V DC
FLOW RATE	Upto 11.5 LPM	Upto 23 LPM	Upto 13.2 LPM
MOTOR	1/2 HP 220V AC	1/2 HP 220V AC	1/2 HP 12V DC
AMP	6 Amp	6 Amp	39 Amp
RPM	1300	2800	1500
SUCTION PIPE	34" long	34" long	34" long
HOSE	3/4" x 8'	3/4" x 8'	3/4" x 8'
INLET	1" NPT	1" NPT	1" NPT
OUTLET	3/4" NPT	3/4" NPT	3/4" NPT
DISPENSING NOZZLE	Ball valve	Ball valve	Ball valve
POWER CABLE LENGTH	8'	8'	-
MAX WORKING PRESSURE	65 PSI (4.5 BAR)	65 PSI (4.5 BAR)	65 PSI (4.5 BAR)
THERMAL PROTECTION	Yes	Yes	No
BOX QTY.	1	1	1

161

Mechanical Oil Meters

OM-10


High pressure positive displacement meter suitable for in-line and end of line applications

Oval gear mechanism for optimum accuracy

High reliability Mechanical Display

Robust Aluminum Die Cast construction with protective shroud on meter

Available in Litres / Quarts version

WETTED COMPONENTS

Aluminum, Stainless Steel, Nitrile Rubber & POM

RECOMMENDED USE

Oils with viscosity upto 2000 cSt, Diesel, Biodiesel

DO NOT USE WITH

Water based media, Gasoline etc.




SPECIFICATIONS

ACCURACY	±1%
REPEATABILITY	±0.20%
BURST PRESSURE	3000 PSI (210 BAR))
PRESSURE LOSS	10 PSI (0.7 BAR)
UNITS OF MEASURE	Litres or Quarts
MAX. RESETTABLE BATCH TOTAL	999.9 Units
MAX. NON RESETTABLE TOTALIZER	999999.9 Units
LEAST COUNT / RESOLUTION	0.10 Units
WATER RESISTANCE	IP55

Note: Not to be used to measure media for resale

ORDERING INFORMATION

CAT NR.	MEASUREMENT	THREADS	BOX QTY.
OM-10/1-2/BSP	Litres	1/2" BSP (F)	1
OM-10/1-2/N	Litres	1/2" NPT (F)	1
OM-10Q/1-2/N	Quarts	1/2" NPT (F)	1



High pressure positive displacement meter suitable for in-line and end of line applications

Oval gear mechanism for optimum accuracy

6 Digit non-resettable totaliser

Meter inlet/outlet threaded
1/2" BSP (F)

Electronic display using one 3V lithium ion battery (CR2450)

Robust aluminium die cast construction with protective shroud on meter

Display can be rotated in every 90° orientation for ease of installation

Measures in litres, US gallons, quarts, pints, ounces & decilitres

Easy user re-calibration



Display can be changed by rotating the card in its housing thus ensuring great versatility in positioning

ORDERING INFORMATION

CAT NR.	THREADS	BOX QTY.
OM/200/1-2/BSP	1/2" BSP (F)	1

SPECIFICATIONS

ACCURACY*	±0.50%
REPEATABILITY*	0.20%
MAX WORKING PRESSURE	1,000 PSI (70 BAR)
UNITS OF MEASURE	Litres or Quarts
MAX RESETTABLE TOTAL	99,999.9 Units
MAX NON-RESETTABLE TOTAL	9,99,999 Units
LEAST COUNT / RESOLUTION	Upto 0.001 Units
DISPLAY OUTPUT	User selectable for 0.1, 0.01, 0.001 units

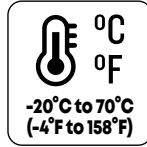

Note: Not to be used to measure media for resale

*Tested in laboratory conditions

163

Mechanical Oil Control Gun

OGN-OM10



Super accuracy heavy duty gun for controlling fluid deliveries in most demanding applications

Oval gear mechanism

High Reliability Mechanical display

Aluminium Die cast meter & gun body

Built-in continuous flow switch can be activated for un-attended dispensing

Swivel at inlet for easy maneuverability. Strainer in the swivel keeps contaminants, dust, grit etc. away from entering the gun

Supplied complete with rigid steel extension and manual non drip nozzle

WETTED COMPONENTS

Aluminum, Steel, Brass, Stainless Steel, NBR & Acetal

RECOMMENDED USE

Oils with viscosity upto 2000 CST

DO NOT USE WITH

Water based media, Gasoline etc

SPECIFICATIONS


ACCURACY	±1%
REPEATABILITY	±0.20 %
MAX. RESETTABLE BATCH TOTAL	999.9 Litres or Quarts
MAX. NON RESETTABLE TOTALIZER	999999.9 Litres or Quarts (7 Digit)
LEAST COUNT /RESOLUTION	0.10 Litres or Quarts
INLET THREADED	1/2" BSPT (F) / 1/2" NPT (F)
IN-LINE SWIVEL	1/2" (F)
OUTLET DIAMETER OF STEEL SPOUT	1/2" (12.7 mm)
INSIDE DIAMETER OF HOSE EXTENSION	1/2" (12.7 mm)

Note: Not to be used to measure media for resale

ORDERING INFORMATION

CAT NR.	BOX QTY.
OM/10/OGN/RM/B	1





Super accuracy heavy duty gun for controlling fluid deliveries in most demanding applications

Oval gear mechanism

Electronic display using one 3V lithium ion battery with life upto 5 years

Aluminium die cast meter & gun body with protective shroud on meter

Built-in continuous flow switch can be activated for unattended dispensing

Built-in swivel at inlet for easy manoeuvrability

Strainer in the swivel prevents constmannts, dust, fgrit etc from entering the gun

Easy user re calibration

Supplied complete with rigid steel extension, with a manual non drip nozzle

WETTED COMPONENTS

Aluminum, Acetal, Nitrile Rubber & Steel

RECOMMENDED USE

Oils upto SAE 140, Diesel, Kerosene & Engine Coolants (RTU)

DO NOT USE WITH

Water Based Media, Petrol etc.



SPECIFICATIONS

ACCURACY	± 0.50%
REPEATABILITY	0.20%
PRESSURE LOSS	10 PSI (0.7 BAR)
MAX. RESETTABLE BATCH TOTALIZER	99,999.9 units
MAX. NON RESETTABLE BATCH TOTALIZER	9,99,999 units
LEAST COUNT /RESOLUTION	0.001 units
DISPLAY OUTPUT	User selectable for 0.1, 0.01, 0.001 Units
INLET THREADED	1/2" BSPT (F)
WATER RESISTANCE	IP55

Note: Not to be used to measure media for resale

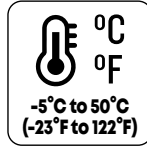

ORDERING INFORMATION

CAT NR.	BOX QTY.
OM/200/OGN/RM/B	1

165

Electronic Pre-Set Oil Control Gun

OM-300



Heavy duty oil control gun with robust aluminium construction

Electronic preset design; works on 4 x 1.5V AA batteries

Dual Mode: Manual & Pre-Set (dispenses set quantity of media & stops)

Oval gear mechanism for optimum accuracy

Adjustable outlet nozzle can be positioned for in-line or 90° dispensing

Resettable totalizer for individual batch can be set in litres, quarts, pints & gallons

A second resettable totalizer for multiple dispensing operations can be set in litres, quarts, pints & gallons with max. pre-set volume of 99.9 units

Lifetime non-resettable totalizer can be set in litres

Built-in swivel at Inlet fitted with strainer

Supplied complete with steel extension with built-in non drip tip

WETTED COMPONENTS

Aluminium, Steel, Stainless Steel, Brass, Polyurethane, Acetic Resin, Hi Nitrile Rubber

RECOMMENDED USE

Oils with viscosity in the range of 10 to 5000 cst, Diesel

DO NOT USE WITH

Petrol, Windshield Fluids etc.

SPECIFICATIONS

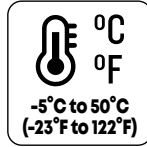
INLET	1/2" BSP (F)
ACCURACY	± 0.50%
REPEATABILITY	± 0.20%
MINIMUM PRE SET QTY.	0.10 Units
MAXIMUM PRE SET QTY.	99.9 Units
MAX. RESETTABLE BATCH TOTALIZER	999.9 Units
MAX. NON RESETTABLE BATCH TOTALIZER	9999.9 Units
VISCOSITY OF MEDIA DISPENSED	10 to 5000 cst
RESOLUTION / LEAST COUNT	0.005 litre
WATER RESISTANCE	IP55

Note: Not to be used to measure media for resale

ORDERING INFORMATION

CAT NR.	BOX QTY.
OM/300/PS/RA/BSP	1





Heavy duty gun for controlling fluid deliveries in most demanding applications

Aluminium die cast construction

Built-in continuous flow switch can be activated for unattended dispensing

Swivel at inlet for easy manoeuvrability. Strainer in the swivel keeps contaminants, dust, grit etc. from entering the gun

WETTED COMPONENTS

Aluminum, Steel, Brass & NBR

RECOMMENDED USE

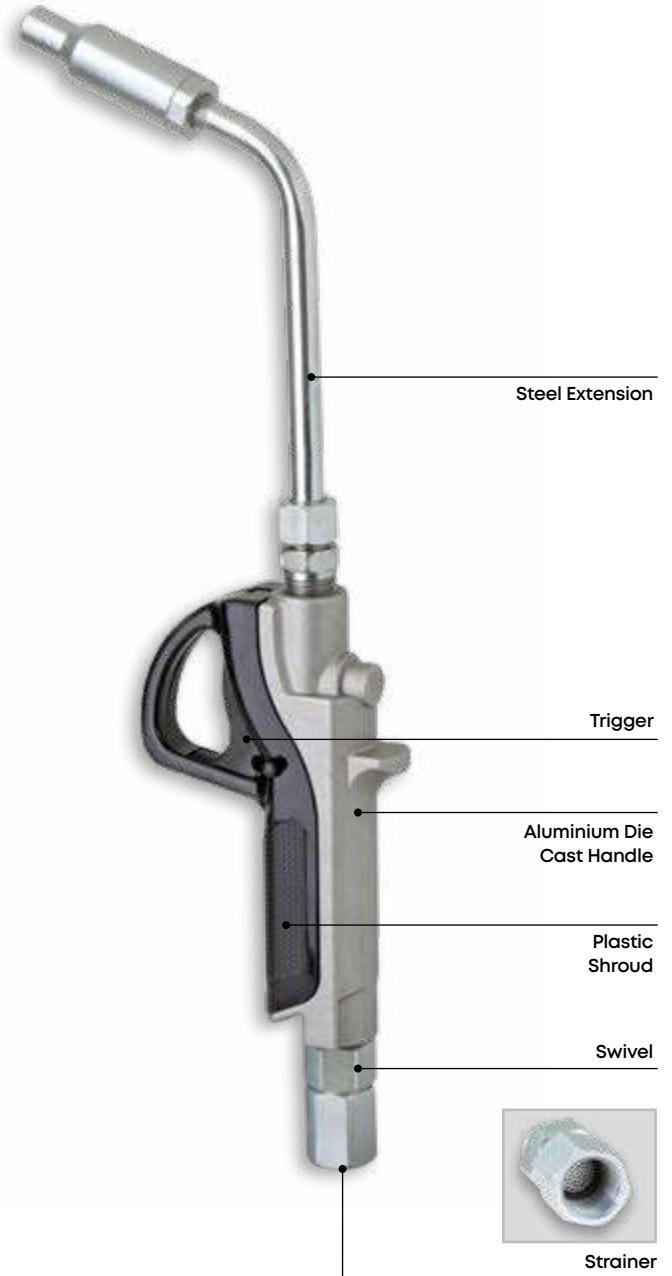
Oils with viscosity upto SAE 140

DO NOT USE WITH

Water based media, Petrol etc.

VARIANTS

OGN/SA/1-2R/B	OGN/SM/1-2R/B
	
With Steel Extension & Automatic Non Drip Nozzle	With Steel Extension & Manual Non Drip Nozzle



ORDERING INFORMATION

CAT NR.	BOX QTY.
OGN/SA/1-2R/B	1
OGN/SM/1-2R/B	1

SPECIFICATIONS

INLET THREADS	1/2" BSPT (F) / 1/2" NPT (F)
IN-LINE SWIVEL	Included
OUTLET DIAMETER OF STEEL SPOUT	1/2" (12.7 mm)
INSIDE DIAMETER OF HOSE EXTENSION	1/2" (12.7 mm)

167 Transfer Gun

SG-20

Dual action transfer gun: draws in & pumps out liquids in a single stroke

Easy & safe answer to fluid transfer, especially useful in transferring media unsafe for body contact

Gun body is non-denting & is made from heavy aluminum section. Suction head & piston have an aluminum construction & use viton piston rings

The gun comes complete with 8' of vinyl hose (4' with each valve)

WETTED COMPONENTS

Aluminum, Brass, Viton, PVC

RECOMMENDED USE

Fuel Oils, Mineral Oils, Synthetic & Biological Oils, Petrol, Coolants, Water, Spirits & Brake Fluids

ORDERING INFORMATION

CAT NR.	CAPACITY (ML)	BOX QTY.
SG/20	350	20



Complete with 8' of Vinyl Hose (4' with each valve)

168 Oil Cans V Series

Tin coated steel body in premium powder coated finish

Steel pump with double ball check

Useful for convenient dispensing of oil

Complete with 150 mm (6") rigid steel spout



ORDERING INFORMATION

CAT NR.	CAPACITY (ML)	BOX QTY.
V200R	200	72
V300R	300	72
V500R	500	72

169 Hydraulic Oil Hoses

Hydraulic Rubber Hoses for use with Air Operated Oil Pumps

Hose exceeds SAE 100 R1 specification

Working Pressure 2,200 PSI (150 BAR)

Inner Dia: 1/2"
Outer Dia: 7/8"

Hydraulically crimped with steel fittings with 1/2" (M) threads on both ends



ORDERING INFORMATION

CAT NR.	LENGTH (M)	THREADS	BOX QTY.
HH/1.5/1-2M/BSP	1.5	1/2" BSP (M)	1
HH/2.5/1-2M/BSP	2.5	1/2" BSP (M)	1
HH/1.5/1-2M/3-8M/BSP	1.5	1/2" BSP (M) × 3/8" BSP (M)	1

170

Flexible Spout Measures

MSR

High density translucent polyethylene construction

Used for transferring measured quantity of fluid

Supplied complete with polyethylene flexible spout with cap and polypropylene lid

Not to be used for measuring media for sale



ORDERING INFORMATION

CAT NR.	CAPACITY	BOX QTY.
	(LITRES)	
MSR/P/F-1	1	40
MSR/P/F-2	2	25
MSR/P/F-3	3	20
MSR/P/F-5	5	15
MSR/P/F-6	6	12
MSR/P/F-8	8	12

171

Smart Funnels

FNL-8

FNL-9B

High density translucent polypropylene construction

Designed with special contours in the funnel body for easy handling

Anti-splash & spill proof, with curved rim

Complete with wire mesh screen, dust cover & flexible spout

Available in 2 sizes

- a. Funnel only
- b. Funnel with bung attachment for direct mounting on drums with 2" opening



Direct mounting on drums with 2" opening

ORDERING INFORMATION

CAT NR.	DESCRIPTION	CAPACITY	BOX QTY.
		(LITRES)	
FNL/8	Funnel only	1.7	15
FNL/9B	Funnel with bung	3	15

FNL/8
Capacity 1.7 litres
Dia 8" (250mm)

FNL/9B
Capacity 3.0 litres
Dia 9-1/2" (240mm)

172


Fuel & Oil Funnels

FNL-11

High flow fuel & oil funnel with extra large mouth for easy pouring

Heavy Duty polyethylene construction for outdoor use over varying temperature conditions

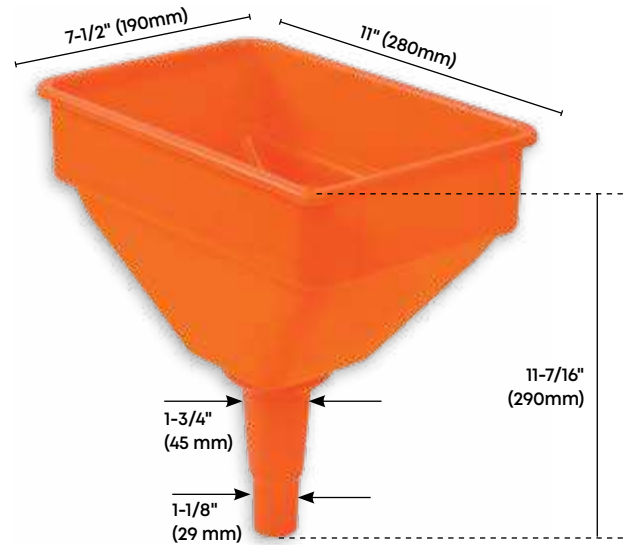
FLUIDS



ORDERING INFORMATION

CAT NR.	CAPACITY	BOX QTY.
	(LITRE)	
FNL/11F	4.7	15

Filter Screen



173

Conical Funnels

FNL-6

FNL-7

Polyethylene funnels designed for use with virtually any media. Will never corrode or rust

WETTED COMPONENTS

Polyethylene


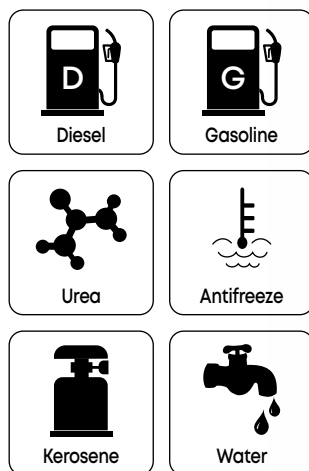
RECOMMENDED USE

Diesel, Gasoline, Kerosene, Urea, Oils, Antifreeze & Other Water based media

DO NOT USE WITH

Acids & other media at temperatures above 60°C

FLUIDS



ORDERING INFORMATION

CAT NR.	CAPACITY (LITRES)	HEIGHT (H)		DIAMETER (D)		BOX QTY.
		(INCH)	(MM)	(INCH)	(MM)	
FNL/6	0.65	6	153	5-3/4	146	60
FNL/7	1.80	8-11/32	214	8-11/32	212	40

All metal hose reels

Ribbed steel design prevents bending & flexing. Rolled edges for added strength & stability

Compact design allows these to be used in confined spaces with ease

Casseted Spring Design

Drive springs are manufactured from highest quality spring steel that ensures long life. Precise manufacturing guarantees a superior quality edge

Fully enclosed cassetted design makes the spring resistant to corrosion caused by water & dirt, guaranteeing longer life & trouble free operation. Convenient & safe maintenance

Heavy Duty Dual Ratchet

Reduces stress on spring providing smooth & balanced operation during hose extension & retraction. Ratchet teeth can lock hose in multiple usable positions

Multiple Position Guide Arm

Guide arms can be adjusted at 45° intervals for floor, wall or truck mounting with a convenient mounting angle for hose to be released at optimum position

Reels are available With

- a. **Dual Guide Arm:** Medium & high pressure applications involving grease & oils. Dual guide arm design is structurally reinforced strengthened with metal ribs that prevent flexing and bending due to hose pull
- b. **Single Guide Arm:** For low pressure applications involving air and water


Adjustable roller guide arm with removable nylon guide rollers reduces drag & wear

Inlet swivel reduces torque load on power spring for smoother hose movement & durability



1/4" (6.35 mm) thick steel base with easy mounting eyelet hole

All components are powder coated after cleaning, degreasing & iron phosphate penetrating ensuring a long lasting, durable & attractive finish

Hose Reel accessories for floor mounting & angular mounting on walls are also available



MOUNTING BRACKET OPTIONS

SWV/HR/360	SWV/HR/140
	
Floor Mounting Bracket (available as spare)	Wall Mounting Bracket (available as spare)

HR-AW

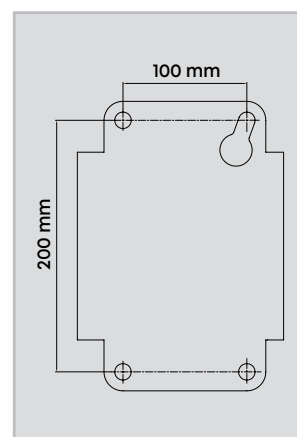
HR-OL

HR-GR

OIL
MEDIUM
PRESSURE
HOSE REELS



GREASE
HIGH
PRESSURE
HOSE REELS

Hose Reel
Bolt Pattern

ORDERING INFORMATION

CAT NR.	MAX. PRESSURE	INLET/ OUTLET THREADS	HOSE ID		HOSE OD		HOSE LENGTH	BOX QTY.
			(INCH)	(MM)	(INCH)	(MM)		
AIR/WATER - LOW PRESSURE HOSE REELS								
HR/AW/10M/3-8/B	300 PSI	3/8	3/8	9.5	5/8	15.9	10	1
HR/AW/15M/3-8/B	300 PSI	3/8	3/8	9.5	5/8	15.9	15	1
HR/AW/10M/1-2/B	300 PSI	1/2	1/2	12.7	3/4	19	10	1
HR/AW/15M/1-2/B	300 PSI	1/2	1/2	12.7	3/4	19	15	1
OIL - MEDIUM PRESSURE HOSE REELS								
HR/OL/10M/3-8/B	2,000 PSI	3/8	3/8	9.5	23/32	18.1	10	1
HR/OL/15M/3-8/B	2,000 PSI	3/8	3/8	9.5	23/32	18.1	15	1
HR/OL/10M/1-2/B	2,000 PSI	1/2	1/2	12.7	7/8	21.5	10	1
HR/OL/15M/1-2/B	2,000 PSI	1/2	1/2	12.7	7/8	21.5	15	1
GREASE - HIGH PRESSURE HOSE REELS								
HR/GR/10M/1-4/B	5,800 PSI	1/4	1/4	6.35	5/8	15.9	10	1
HR/GR/15M/1-4/B	5,800 PSI	1/4	1/4	6.35	5/8	15.9	15	1
HR/GR/10M/3-8/B	4,000 PSI	3/8	3/8	9.5	3/4	19	10	1
HR/GR/15M/3-8/B	4,000 PSI	3/8	3/8	9.5	3/4	19	15	1

NEW!

Safe storage system that keeps hoses off the floor, reducing wear and tear of costly hose, prevents accidents and keeps workplace CLUTTER FREE

Compact & Fully Enclosed Design

- Fully enclosed design protects the inner spring from water & dirt
- Compact size allows these to be used in confined spaces with ease
- The Top cover discreetly hides the handle yet makes it easily accessible
- Drive spring – superior choice of material, control hardness, moment of force makes these durable and long lasting

Auto Roll-Up

Equipped with slow rewinding mechanism ensuring no injury to the user.

Hose can be locked at any desired position

180° Swivel Wall Bracket

Easily fix the bracket on the wall using screws

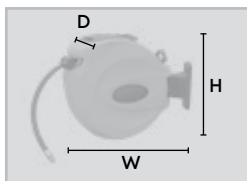
Hose reel can swivel 180° on the bracket and can be adjusted in the desired angle

User can change the hose easily as per its needs/application



SPECIFICATION

CASE MATERIAL	Polypropylene
HOSE LENGTH	15 meter (50 ft.)
HOSE MATERIAL	Hybrid (Nitrile + PVC)
HOSE I.D.	3/8" (10 mm)
THREAD SIZE	1/4" BSPT
WORKING PRESSURE	15 Bar (217 PSI)
BURST PRESSURE	40 Bar (580 PSI)
OPERATING TEMPERATURE	-5°C to 45°C (23°F to 113°F)



ORDERING INFORMATION

CAT NR.	SIZE (WxD xH)		BOX QTY.
	(INCH)	(MM)	
HRP/AW/15M/3-8/B	14-7/8 x 7-1/4 x 13-1/4	378 x 185 x 335	1



176

Retracta® Auto Rewind Hose Reels

AW320B

The #1 Selling Auto Rewind Hose reel with features unmatched by any in the Industry

Safe storage system that keeps hoses off the floor, thus reducing costly hose wear, avoiding accidents & keeping workplace organized

Made from weather resistant, high impact UV stabilized Polypropylene

Positive locking mechanism allows mounting in any position: on the wall, roof, shelf etc.

Low rewind tension allows easy hose pull out

Stainless Steel mouth for improved hose & reel service life

Includes Lift Handle, Mounting Bracket that enables 180° rotation

Supplied complete with hose



macnaught

AW320B-01

Air/Water Hose Reel

Hose Material: Reinforced PVC

SPECIFICATION

CASE MATERIAL	Polypropylene
HOSE LENGTH	20 meter (65.5 ft.)
HOSE I.D.	3/8" (10 mm)
HOSE OUTLET	1/4" BSPT (M)
REEL INLET	3/8" BSP (F)
WORKING PRESSURE	17 Bar (250 PSI)

ORDERING INFORMATION

CAT NR.	DESCRIPTION	BOX QTY.
AW320B-01	Compressed Air / Water	1



Electric Pump for waste oil evacuation

Flexible impeller design enables pumping high viscosity fluids at high flow rate

Motor with thermal overload protection to prevent over heating

Self priming ZAMAC body can handle a wide variety of fluids

Suction and Discharge Ports

Dual threads:
3/8" NPT thread (F) and
3/4"-11.5 NH(M)

Ideal for pumping used engine oil, transmission oil, hydraulic oil etc.

Available in the following options

- a. 220V, 50Hz AC
- b. 12V DC

Duty Cycle

45 min ON / 45 min OFF

WETTED COMPONENTS


ZAMAC, Stainless Steel, Nitrile Rubber, Neoprene

RECOMMENDED USE

Used Oil, Engine Oil, Transmission Oil, Hydraulic Oil, Water, Ethylene Glycol

DO NOT USE WITH

Gasoline, any flammable media



3/4" Garden
Hose Thread (M)

3/8" NPT
Thread (F)

VARIANTS

	EWOP/220/EU	EWOP/12
		
FLOW RATE	23 LPM (6 GPM)	17 LPM (4.5 GPM)
MAX. PRESSURE*	18 PSI (1.25 BAR)	18 PSI (1.25 BAR)
SUCTION LIFT (DRY/WET)	6' (182 cm) /8' (243 cm)	6' (182 cm) /8' (243 cm)
DISCHARGE HEAD (WATER)	40' (12.2m)	40' (12.2m)
MAX. VISCOSITY	2000 SSU (SAE 30)	2000 SSU (SAE 30)
POWER CABLE LENGTH	6' (182 cm)	N/A

*As pressure increases the flow rate will decrease

ORDERING INFORMATION

CAT NR.	ORD NR.	INPUT POWER	BOX QTY.
EWOP/220/EU	45851	220V, 50HZ AC	4
EWOP/12	45852	12V DC	4

178

Waste Oil Drain Pressurized

WOD-68

Designed for excellent mobility & simple to use pressurized evacuation - gravity draining of motor, engine, gearbox & differential oils

Durable all steel construction

Reinforced castors

Centrally mounted
10 litre capacity bowl is height adjustable & can be optimally positioned allowing oil draining as well as other maintenance operations

68 litre tank includes a preset air regulator that allows the use of standard compressed air upto 150 PSI (10 BAR)


Tank is equipped with safety valve and a reinforced dispensing hose that doubles as a sight gauge to prevent overfilling

Complete with a
14" (355 mm) telescopic bowl that can be adjusted from 45" (1143 mm) to 72" (1828 mm)


Bowl fitted with Anti-Splash Screen



Dispensing
Hose
doubles as a
sight gauge
to prevent
over filling



Lockable
Front
Wheels
provide
stability to
the unit



WARNING

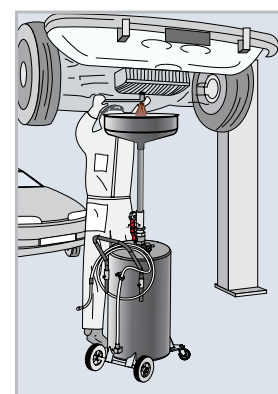
Do not use with fuels and corrosive media

SPECIFICATIONS

TANK CAPACITY	68 Litres
MAX. COLLECTION CAPACITY	55 Litres
BOWL CAPACITY	10 Litres
BOWL INNER DIAMETER	14" (355 mm)
LENGTH OF DRAINING HOSE	2m
MAXIMUM HEIGHT	72" (1828 mm)
MINIMUM HEIGHT	45" (1143 mm)
RECOMMENDED DRAINING PRESSURE	8 PSI (0.5 BAR)

ORDERING INFORMATION

CAT NR.	DESCRIPTION	BOX QTY.
WOD/68A	Waste oil drain with anti splash screen	1



Used Oil
being
drained
from vehicle
in an
automotive
workshop

Low height steel truck drain, designed for use with heavy duty commercial vehicles, buses & other low profile automobiles

Removable anti splash tray reduces splash & prevents particles larger than 0.20" (5 mm) dia. to enter into the tank

Suited to collect waste fluids - motor oils, transmission fluids, coolants etc.

Comes with 3" x 1" rubber wheels & front swivel castor for easy movement

Available in 2 sizes


- a. 68 litre capacity
- b. 90 litre capacity

Both sizes available in 2 Versions

1. **Gravity Oil Drain**
2. **Oil Drain with Manual Rotary Pump**
Manual rotary pump offers a discharge of upto 1 litre / 5 turns
3. **Oil Drain with Electric Pump**
 - Flexible Impeller design electric pump enables it to pump high viscosity fluid at high flow rate
 - Duty cycle: 45 min On / 45 min Off
 - UL approved motor
 - Motor has thermal overload protection to prevent over heating

WETTED COMPONENTS

Steel, PVC, ZAMAC*, Stainless Steel, NBR**
 * Only in Truck Drain with Electric Pump Model
 ** Only in Truck Drain with Manual Pump & Electric Pump Models



ORDERING INFORMATION

CAT NR.	RESERVOIR CAPACITY	LENGTH		WIDTH		HEIGHT		PUMP FLOW RATE	COLOUR	BOX QTY.
	(LITRES)	(INCH)	(MM)	(INCH)	(MM)	(INCH)	(MM)			
GRAVITY OIL DRAIN										
TD/68G	68	41.92	1065	22	560	7-1/2	190	—	Orange	1
TD/90G/BF/BL	90	47.8	1215	29.5	750	8.3	212	—	Black	1
OIL DRAIN WITH MANUAL ROTARY PUMP										
TD/68P	68	41.92	1065	22	560	7-1/2	190	Upto 1 litre / 5 turns	Orange	1
TD/90P/BF/BL	90	47.8	1215	29.5	750	8.3	212		Black	1
OIL DRAIN WITH 220 V 50 HZ AC PUMP										
TD/68E/220/EU	68	41.92	1065	22	560	7-1/2	190	Upto 23 LPM	Orange	1
TD/90E/220/EU	90	47.8	1215	29.5	750	8.3	212		Orange	1
OIL DRAIN 12 V DC PUMP										
TD/68E/12	68	41.92	1065	22	560	7-1/2	190	Upto 17 LPM	Orange	1
TD/90E/12	90	47.8	1215	29.5	750	8.3	212		Orange	1

180

Truck Drain

TD-17

Truck drains eliminate the need to lift vehicles for changing oil or coolant

With a capacity of 65 litres & total height 7-3/4" (195mm) the reservoir is moulded from lightweight yet robust high impact polyethylene

Removable anti-splash screen prevents solid particles/debris of over 0.15" (3.8 mm) dia. from entering tank

Recessed pocket at each corner provides storage space for drain plugs & filters

Baffles inside the reservoir prevents any oil spillage during transport

Hose hanger for safe keeping the hose when not in use

4" (100 mm) nylon castors gives better manoeuvrability

Designed for use with heavy-duty trucks, buses, RV's & other low profile automobiles



TD/17E/12
With Electric Pump

Available in 3 Versions:

1. Gravity Oil Drain
2. Oil Drain with Manual Rotary Pump
3. Oil Drain with Electric Oil Pump:
 - Flexible Impeller design electric pump enables it to pump high viscosity fluid at high flow rate
 - Duty cycle: 45 On/45 min Off
 - UL approved motor
 - Motor has thermal overload protection to prevent over heating

WETTED COMPONENTS

Polyethylene, PVC, Steel, Cast Iron*, ZAMAC**, SS**, NBR***

* (Only for TD/17/P)

** (Only in TD/ 17/E)

*** (Only in TD/17P & TD/17E)

RECOMMENDED USE

Lubricating Oil (upto SAE 90), Non Corrosive Media, Waste Fluids including Motor Oil etc.

FLUIDS



ORDERING INFORMATION

CAT. NR.	DESCRIPTION	PUMP FLOW RATE	BOX QTY.
TD/17G	Gravity Oil Drain	-	1
TD/17P	Oil Drain with manual rotary pump	Upto 1 litre / 5 turns	1
◆ TD/17E/220/EU	Oil Drain with 220V Electric Oil Pump	Upto 23 LPM	1
◆ TD/17E/12	Oil Drain with 12V Electric Oil Pump	Upto 17 LPM	1

◆ New



SCAN TO WATCH

181

Drain Pan

ODP-16

High Density Polyethylene Construction

Chemical / Solvent Resistant

Designed to ship in nested form

Approximate Size

23.22" × 18.43" × 5.78"
(590 mm x 468 mm × 147 mm)



Designed to ship in nested form


VARIANTS

ODP/16	ODP/16/GN
RECOMMENDED USE Waste Oil	RECOMMENDED USE Antifreeze

ORDERING INFORMATION

CAT NR.	CAPACITY	COLOUR	RECOMMENDED USE	BOX QTY.
	(LITRE)			
ODP/16	16	Black	Waste Oil	15
ODP/16/GN	16	Green	Antifreeze	15





*Measured at pump outlet with vehicle engine switched on



Heavy duty industrial grade fuel pumps designed for heavy duty use in agriculture, construction, automotive & industrial applications

Rain & weather proof for tough outdoor use

Lightweight, yet strong non corroding aluminum die cast construction

Geared pump design using precision sintered metal gears

Geared construction makes the pump tolerant to contaminants in fuel, in addition to offering tremendous suction & minimal noise

UL & cUL listed motor

Duty Cycle: 30 minutes on / 30 minutes off

Select models available with meter & filter



WETTED COMPONENTS

Aluminium, Steel, Cast Iron, Nylon, NBR, Zinc, Viton, Stainless Steel.

RECOMMENDED USE


Petrol, Diesel, E-15 Fuel, Kerosene, Bio Diesel

FLUIDS



SPECIFICATIONS

DESCRIPTION	Heavy Duty 12V DC
EXPLOSION PROOF MOTOR	1/7 HP 12V DC
AMP	30 Amp
INTERNAL BYPASS VALVE	Yes
SUCTION PIPE	Steel
HOSE	1" x 12' anti static hose
TANK ADAPTER	2" threaded
INLET	1" NPT
OUTLET	1" NPT
DISPENSING NOZZLE	1" Manual with swivel
BATTERY CABLE (2 WIRES)	15'




FPM/12/HF/D



FPM/12/HF/FMT/D

ORDERING INFORMATION

CAT NR.	DESCRIPTION	BOX QTY.
FPM/12/HF/D	12V DC fuel pump complete with suction tube, bung nut, power cable, discharge hose & manual nozzle	1
FPM/12/HF/FMT/D	FPM/12/HF/D pump system along with mechanical fuel meter & fuel filter	1
SPARE PARTS & KITS		
ZSA/HOS/FPM/12/HF	Replacement Fuel Hose (Anti Static)	1



Heavy duty industrial grade fuel pumps designed for everyday use in agriculture, construction, automotive & industrial applications

Rain & weather proof for tough outdoor use

Lightweight, yet strong non corroding aluminum die cast construction

Geared pump design using precision sintered metal gears

Geared construction makes the pump tolerant to contaminants in fuel, in addition to offering tremendous suction & minimal noise

UL & cUL listed motor

Duty Cycle: 30 minutes on / 30 minutes off


Select models available with meter & filter

WETTED COMPONENTS

Aluminium, Steel, Cast Iron, Nylon, NBR Zinc, Viton, Steel Stainless

RECOMMENDED USE

Petrol , Diesel, E-15 Fuel, Kerosene, Bio Diesel



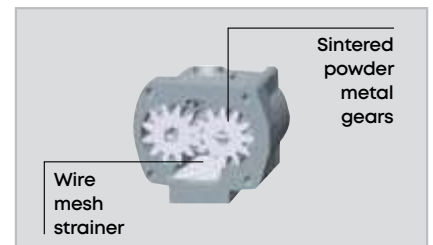
FPM/12/D

SPECIFICATIONS

	FPM-12	FPM-24
DESCRIPTION	Heavy Duty 12V DC	Heavy Duty 24V DC
FLOW RATE (AT PUMP OUTLET)	Upto 57 LPM*	Upto 57 LPM*
EXPLOSION PROOF MOTOR	1/7 HP 12V DC	1/7 HP 24V DC
AMP	25 Amp	11 Amp
INTERNAL BYPASS VALVE	Yes	Yes
SUCTION PIPE	Steel	Steel
HOSE	3/4" x 12' anti static hose	3/4" x 12' anti static hose
TANK ADAPTER	2" Threaded	2" Threaded
INLET	1" NPT	1" NPT
OUTLET	3/4" NPT	3/4" NPT
DISPENSING NOZZLE	3/4" manual with swivel	3/4" manual with swivel
BATTERY CABLE (2 WIRE)	15'	15'

* Measured at pump outlet with vehicle engine switched on


PUMP INTERNALS



DRUM MOUNTING

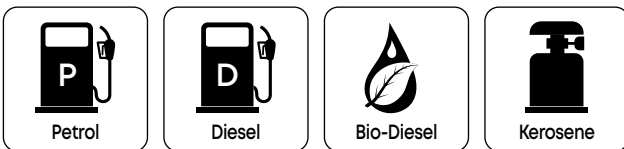


FPM



FPM/12/FMT/D

FLUIDS



ORDERING INFORMATION

CAT NR.	DESCRIPTION	BOX QTY.
FPM/12/D	12V DC fuel pump complete with suction tube, bung nut, power cable, discharge hose & manual nozzle	1
FPM/24/D	24V DC Fuel Pump complete with suction tube, bung nut, power cable, discharge hose & manual nozzle	1
FPM/12/MT/D	FPM/12/D Pump System along with mechanical fuel meter	1
FPM/12/FMT/D	FPM/12/D Pump System along with mechanical fuel meter & fuel filter	1
SPARE PARTS & KITS		
ZSA/HOS/FPM/12	Replacement Fuel Hose (Anti Static)	1





*Measured at pump outlet with vehicle engine switched on

Diesel Transfer Pump, ideal for use on stationary tanks, fixed fuel transferring systems & dispensers and other similar industrial applications

Lightweight, yet strong non corroding aluminium die cast construction

Self priming vane pump


Continuous Duty Cycle with thermal overload protection

WETTED COMPONENTS

Aluminium, Nitrile Rubber, Steel, Nylon

RECOMMENDED USE

Diesel & Kerosene




SPECIFICATIONS

DESCRIPTION	220V AC
MOTOR	1/2 HP 220V AC, 50/60 Hz
RPM	2700
INTERNAL BYPASS VALVE	Yes
INLET/ OUTLET	1" BSP (F)
POWER CABLE LENGTH	2m
DUTY CYCLE	Continuous Duty
HORIZONTAL DISTANCE DISCHARGE	50'
VERTICAL DISTANCE DISCHARGE	20'

ORDERING INFORMATION

CAT NR.	INLET / OUTLET	BOX QTY.
CDP/220/EU	1" BSP	1

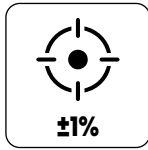
FLUIDS



185

Mini Bowser Diesel Refilling System

CBN



A compact & convenient system designed for all stationary diesel refilling applications

Extremely versatile, the bowser can be installed directly on a wall, on an existing structure with screws or directly on a tank

Complete system consists of:

Continuous Duty self-priming Diesel Pump
Self priming, vane pump with an internal bypass valve is equipped with a self ventilated, 1/2 HP motor with thermal overload protection. This makes it suitable for continuous usage

Mechanical Diesel Meter
Rotating disc mechanical meter flow rate of 20-120 LPM & pressure rating 145 PSI


Fuel Control Nozzle – Automatic
Dual mode nozzle - Manual & Automatic. Sensor in the discharge spout outlet automatically shuts off supply when fuel level in the tank reaches the discharge spout. The nozzle is equipped with a swivel at the inlet for convenience in usage

Fuel Hose
3.6m (10.5') x 1" (ID) long antistatic fuel hose

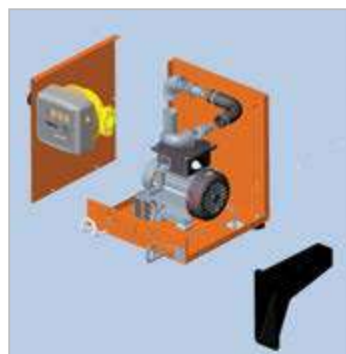
Nozzle Holder
In-built into the metal casing for keeping hose safe when not in use

Hose Hangar
For safe storage of nozzle


All encased in a sturdy weather-proof cabinet



Internal Parts



FLUIDS



SPECIFICATIONS

SYSTEM / BOWSER DESCRIPTION	220V AC
INLET / OUTLET	1" BSP (F)
PUMP MOTOR	1/2 HP 220V AC, 50 Hz
PUMP RPM	2700
DUTY CYCLE	Continuous Duty
POWER CABLE LENGTH	2m
METER ACCURACY	± 1%
METER LEAST COUNT	0.10 litres
MAX. RESETTABLE BATCH TOTAL	999.9 litres
MAX. NON RESETTABLE TOTALIZER	999999 Litres
HOSE LENGTH	3.6m x 1" ID

ORDERING INFORMATION

CAT NR.	DESCRIPTION	INLET / OUTLET	BOX QTY.
CBN/220EU/L/A/D	1/2 HP 220V AC, 50/60 Hz. power cord, with 1 meter long suction hose	1" BSP	1



Portable diesel transfer pumps

Designed for everyday use in agricultural, construction, automotive & industrial applications

Lightweight, yet strong non-corroding aluminum die-cast construction

Self priming vane pump design

Bypass valve keeps the motor safe even when the outlet is closed

Duty Cycle

30 minutes ON /
30 minutes OFF

Includes Pump with

- Base plate and lift handle
- Manual Nozzle
- 4m x 3/4" (ID) hose that can be cut & used as suction & delivery hose
- Strainer
- 2m long battery cable with fuse & clamps
- Hardware - 3 hose barbs (3/4") & 4 hose clamps

WETTED COMPONENTS

Steel, Aluminum, Zinc, Nylon, NBR, PVC Nitrile, Acetal

RECOMMENDED USE

Diesel & Kerosene



SPECIFICATIONS

	12V DC	24 V DC
MOTOR	1/4 HP 12V DC	1/4 HP 24V DC
RPM	2600	2600
AMP	18 Amp	11 Amp
INTERNAL BYPASS VALVE	Yes	Yes
OUTLET	3/4" NPT	3/4" NPT
BATTERY CABLE (2 WIRE)	2m	2m

ORDERING INFORMATION

CAT NR.	DESCRIPTION	BOX QTY.
EDP/12M/ST	12V DC	1
EDP/24M/ST	24V DC	1

WARNING

Do not use with flash point below 38°C such as Petrol or Alcohol. Sparking could result in explosion causing fatal injury

187 Electric Diesel Pump Heavy Duty EDP-HD

NEW!



*Measured at pump outlet with vehicle engine switched on

Portable Heavy Duty Diesel Transfer Pump

Designed for heavy usage in agricultural, construction, automotive and industrial applications

Lightweight & non-corroding Aluminium die cast construction

Self-Priming Vane pump design

Vanes made from steel for high tensile strength

Air Cooled Motor

Fuse position in secure electric box for increased safety

Compact Bracket Mounting design for use in confined spaces



Designed for use in extreme heat without loss in performance

Pump complete with

- Base plate and lift handle
- 4m x 3/4" (ID) hose that can be cut & used as suction & delivery hose
- Nylon suction strainer
- Battery cable 2m with fuse & clamps
- Manual nozzle
- Hardware - 3 hose barbs (3/4") & 4 hose clamps

Duty Cycle

45 minutes ON /
45 minutes OFF

WETTED COMPONENTS

Steel, Aluminium, Zinc, Nylon, Rubber & PVC Nitrile

RECOMMENDED USE

Diesel & Kerosene

SPECIFICATIONS

	24V DC
MOTOR	1/4 HP 24V DC
POWER	180 Watts
RPM	2800
CURRENT DRAWN	9 Amp
INTERNAL BYPASS VALVE	Yes
INLET	3/4" NPT
OUTLET	3/4" NPT
BATTERY CABLE	2m

ORDERING INFORMATION

CAT NR.	BOX QTY.
EDP/HD/24M/ST	4

FLUIDS




WARNING

Do not use fluids with a flash point below 100°F (38°C), such as Gasoline or Alcohol. Sparking could result in explosion causing fatal injury

188

Industrial Rotary Fuel Pumps

RBP-3V



Industry standard for rotary pumps, these are by far the heaviest duty pumps, ideal for tough outdoor use in extreme weather conditions. Suitable for transferring media into smaller container or for quick refuelling of diesel powered vehicles or equipment

Deliver media with a head / lift upto 20' (6 metres)

Solid cast iron construction, fully CNC machined to close tolerances

Pump handle rotates a high quality sintered powder metal 3 vane rotor inside a highly finished pumping chamber

Graphite vanes are self lubricating & non wearing

High quality graphite seal allows the pump to be used with a wide variety of fluids

Self priming operation with discharge up to 38 LPM

For use with 50-210 litre barrels

WETTED COMPONENTS

Cast Iron, Steel, Graphite, Paper, Polypropylene



RECOMMENDED USE

Petroleum based fluids, Diesel, Petrol & Kerosene

DO NOT USE WITH


Water Based Media

FLUIDS



ORDERING INFORMATION

CAT NR.	DETAILS	BOX QTY.
RBP/3V	Pump with steel discharge spout	1
RBP/3V/H	Pump with 8' anti static hose, nozzle & nozzle holder	1



RBP/3V/H

RBP/3V



189

Rotary Booster Pump 3:1

RB-3



Geared rotary drum pump with 3 times discharge per rotation

For every complete handle turn, the rotor turns 3 times

Ideal for volume dispensing, such as on construction sites, workshop, aviation, farms / ranches, boats etc.

Die Cast Aluminum construction with sintered gear driven die cast zinc rotor & vanes

Complete with 3 pc threaded suction tube for use on 50-205 litre (15-55 gallon) drums

WETTED COMPONENTS


Aluminum, Zinc, Steel, NBR & PVC Nitrile* (*only on RB/3H)

RECOMMENDED USE

Gasoline, Diesel & Kerosene

DO NOT USE WITH

With Corrosive liquids, solvents, acids, alkalis etc.



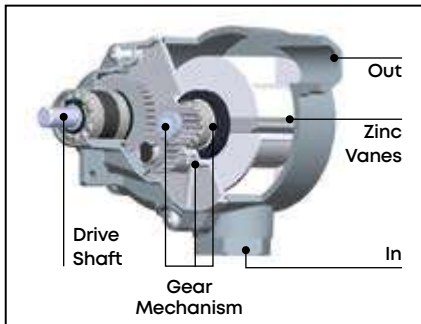
OUTLET
Horizontal outlet makes it easy to install a filter / meter

Built-in nozzle holder

2" cast iron bung adaptor

Aluminum die cast handle with security locking latch



PUMP INTERNALS



ORDERING INFORMATION

CAT NR.	BOX QTY.
RB/3H	1

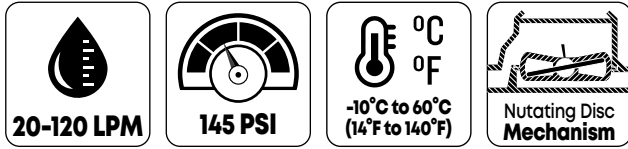
FLUIDS



190

Mechanical Diesel Meter

FM-10



High accuracy flow meter with mechanical register

Nutating disc mechanism offers high tolerance to contaminated fuels

Meter is designed for both In-Line applications & gravity flow (with a minimum gravity head of 4')

Ideal for use with electric fuel pumps

Register cap can be easily removed & rotated to every 90° orientation for convenient read out

Robust aluminium die cast construction

Easy user re calibration

WETTED COMPONENTS

Aluminium, Butyl Terephthalate, Nitrile Rubber

RECOMMENDED USE

Diesel, Biodiesel, Oils

DO NOT USE WITH

Petrol, Water based media



Display can be changed by rotating the card in its housing thus ensuring greater versatility in positioning

SPECIFICATIONS

ACCURACY*	± 1%
REPEATABILITY*	± 0.30%
LEAST COUNT /RESOLUTION	0.10 Litres or 0.10 Gallons
BURST PRESSURE	435 PSI (30 BAR)
PRESSURE LOSS	3 PSI (0.20 BAR)
MAX. RESETTABLE BATCH TOTALIZER	999.9 Litres or 99.9 Gallons
MAX. NON RESETTABLE BATCH TOTALIZER	9,99,999 Litres or 99999.9 Gallons
MAX. VISCOSITY OF MEDIA	2000 cst

* Tested in laboratory conditions


Note: Not to be used to measure media for resale

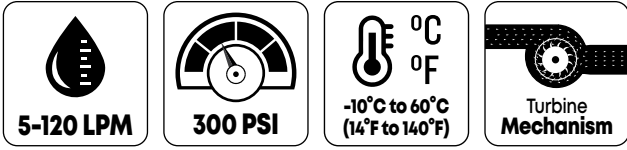
ORDERING INFORMATION

CAT NR.	THREADS	BOX QTY.
FM/10/0-1/BSP	1" BSP (F)	1



FLUIDS





Digital Turbine meter for low viscosity fluids, easy to install in line or for end of the line applications

Polyamide turbine measuring mechanism

Electronic display using two AAA 1.5V batteries

Aluminium body and sealed electronic card makes it suitable for use in severe weather conditions

Bi-directional: Either ports can be used as inlet/ outlet

Measures in litres, quarts, pints & gallons

Easy user re calibration

RECOMMENDED USE

Diesel, Petrol, Bio-Diesel

WETTED COMPONENTS

Aluminum & Polyamide

DO NOT USE WITH

Oils, Water, Water based media



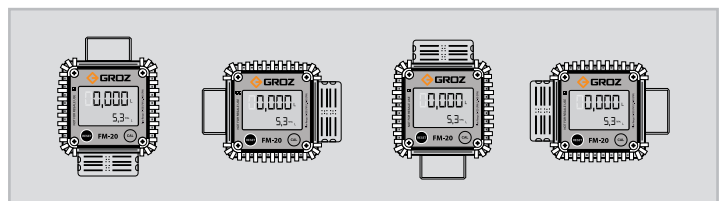
SPECIFICATIONS

ACCURACY*	± 1%
REPEATABILITY	± 0.30 %
BURST PRESSURE	580 PSI (40 BAR)
WORKING TEMPERATURE	-10°C to 50°C
MAX. RESETTABLE BATCH TOTALIZER	99,999 Litres
MAX. NON RESETTABLE BATCH TOTALIZER	9,99,999 Litres
LEAST COUNT/ RESOLUTION	0.001 units
MAX. VISCOSITY OF MEDIA	5.35 cst

Note: Not to be used for commercial sale

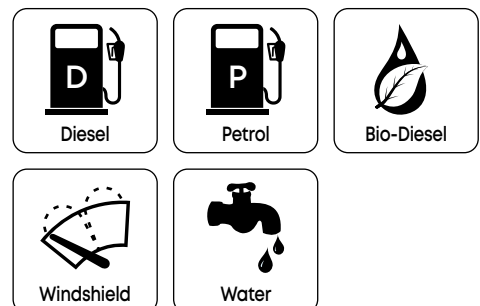
ORDERING INFORMATION

CAT NR.	THREADS	BOX QTY.
FM/20/0-1/BSP	1" BSP (M) × 1" BSP (F)	1



Display can be changed by rotating the card in its housing thus ensuring great versatility in positioning


FLUIDS



192

Mechanical Oval Gear Fuel Meter

MFM-DM100



High accuracy flow meter with mechanical register

Oval Gear mechanism allows use of meter with flow rates as low as 3 LPM

Meter is designed for both in-line applications & gravity flow (with a minimum gravity head of 4')

Ideal for use with electric fuel pumps

Register cap can be easily removed & rotated to every 90° orientation for convenient reading

Supplied with integrated mesh strainer

Robust aluminium die cast construction

WETTED COMPONENTS

Aluminium, Viton, Mild Steel, Resin, Acetal


RECOMMENDED USE

Diesel, Petrol, Kerosene & Oils upto 100

DO NOT USE WITH

Water Based Media

FLUIDS



6 digit accumulative totalizer (max. 999,999 litres)



4 digit re-settable batch totaliser (max. 999.9 litres)

ORDERING INFORMATION

CAT NR.	DESCRIPTION	BOX QTY.
MFM/DM100/BSP	Oval Gear Fuel Meter	1

SPECIFICATIONS

INLET/OUTLET	1" BSP (F)
ACCURACY	± 1%
REPEATABILITY	± 0.30 %
MAX. WORKING PRESSURE	145 PSI (10 BAR)
MAX. RESETTABLE BATCH TOTALIZER	999.9 Litres
MAX. NON RESETTABLE BATCH TOTALIZER	9,99,999 Litres
LEAST COUNT/ RESOLUTION	0.10 Litre

Note: Not to be used for commercial sale

193 In-line Flow Meter

MFM -M10


Heavy-duty high accuracy flow meter with mechanical register

Oval gear mechanism

Meter is designed for both in-line applications & gravity flow (with a minimum gravity head of 4')

Flexibility of installation options (e.g. can be mounted horizontally or vertically; no flow conditioning required)

Meter construction enables fast and easy on-site servicing without removal from application

Handles a wide variety of media from fuels to high viscosity oils upto SAE 140

Robust aluminium cast construction

Meter accuracy is verified by a factory calibration check after which an individual metrology report is issued

6 Digit Accumulative Totalizer (max. 999,999 litres)

4 Digit Re-Settable Batch Totaliser (max. 999.9 litres)

Inlet / Outlet 1" BSP(F)



SPECIFICATIONS

INLET / OUTLET	1" BSP (F)
ACCURACY	± 1%
REPEATABILITY	± 0.03 %
MAX. WORKING PRESSURE	500 PSI (35 BAR)
MAX. RESETTABLE BATCH TOTALIZER	999.9 Litres
MAX. NON RESETTABLE BATCH TOTALIZER	9,99,999 Litres
LEAST COUNT/ RESOLUTION	0.10 Litre

Note: Not to be used for commercial sale

ORDERING INFORMATION

CAT NR.	BOX QTY.
MFM/M10/BSP	1

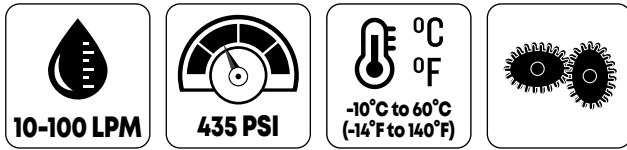
FLUIDS



194

Digital Oval Gear Fuel Meter

FM-25



Heavy duty, high accuracy electronic fuel meter

Electronic display using 2 × 1.5V alkaline battery

Oval gear mechanism that provides high accuracy over a wide range of fluids with reduced loss of head

Aluminium body with built in suction filter

Measures in litres, quarts, pints & gallons

Easy user recalibration

RECOMMENDED USE

Diesel

DO NOT USE WITH

Water based media, Acids etc

WETTED COMPONENTS

Polyoxymethylene, Aluminium, Steel, Neodymium




SPECIFICATIONS

ACCURACY	± 0.5%
REPEATABILITY	± 0.2%
MAX WORKING PRESSURE	435 PSI (30 BAR)
PARTIAL TOTAL	0.001 to 99999 units
MAX RESETTABLE TOTAL	9,99,99 (5 digits with × 100 indicator) units
MAX NON-RESETTABLE TOTAL	9, 99,99,999 (8 digits with × 100 indicator) units
LEAST COUNT/ RESOLUTION	Upto 0.001 units
VISCOSITY	Upto upto 2000 cst


ORDERING INFORMATION

CAT NR.	INLET / OUTLET	BOX QTY.
FM/25/3-4/BSP	3/4" BSP (F)	1
FM/25/0-1/BSP	1" BSP (F)	1

FLUIDS



195 Fuel Control Nozzles Manual FCN



For use with manual & electric fuel pumps

All metal construction with the body, discharge spout, trigger & guard made from aluminium

Hose swivel at inlet offers increased maneuverability & convenience in use

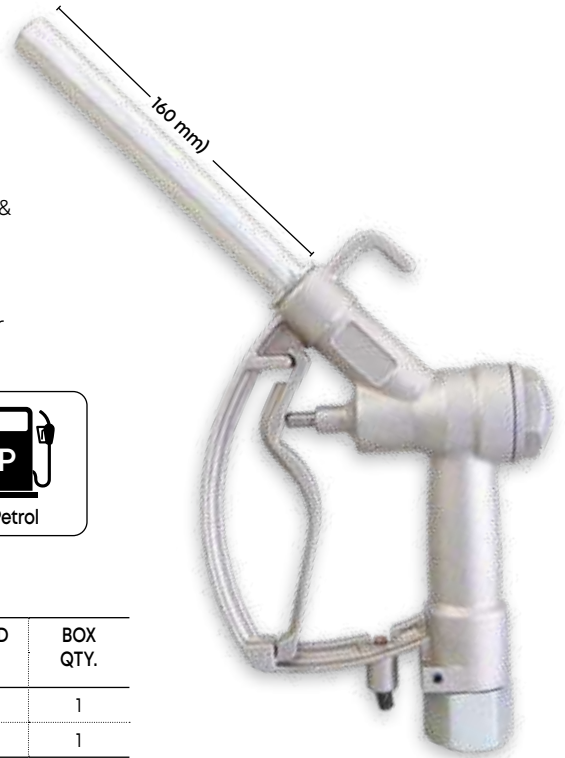
Manual control; also includes continuous flow switch for unattended dispensing

Designed for minimal back pressure & reduction in flow

WETTED COMPONENTS

Aluminum, Steel, Nylon, Nitrile Rubber


FLUIDS



ORDERING INFORMATION

CAT NR.	INLET THREAD	SPOUT OUTER DIA.	MAX. FLOW RATE	RECOMMENDED USE	BOX QTY.
		(MM)	(LPM)		
FCN/S/3-4/3-4/N	3/4" NPT (F)	19	57	Diesel & Petrol	1
FCN/S/0-1/0-1/N	1" NPT (F)	25	75	Diesel	1

196 Fuel Control Nozzles Automatic FCNA



For use with Electric Fuel Pumps

Dual Mode: Manual & Automatic. Sensor built into the discharge spout outlet automatically shuts off supply once fuel level in the tank reaches that of the outlet discharge spout

Heavy-duty cast aluminum body, trigger & guard from thermoplastic & protective vinyl grip on the nozzle body

WETTED COMPONENTS

Aluminium, Viton

FLUIDS



ORDERING INFORMATION

CAT NR.	SPOUT TYPE	INLET THREAD	SPOUT OUTER DIA.	MAX. FLOW RATE	BOX QTY.
			(MM)	(LPM)	
FCNA/3-4A/N	Curved with Spring	3/4" NPT (F)	21	60	1
FCNA/0-1/N	Curved with Spring	1" NPT (F)	27	100	1

197

Fuel Control Nozzle Metered

FM20-FCN



Manual Fuel Control Nozzle fitted with Digital Fuel Meter

Die cast aluminium nozzle with built-in swivel at inlet

Manual nozzle has a switch for un-attended continuous dispensing

Polyamide turbine measuring mechanism

Electronic display using two AAA 1.5V batteries

Aluminium meter body and sealed electronic card makes it suitable for use in severe weather conditions

Measures in litres, quarts, pints & gallons

Easy user re-calibration

WETTED COMPONENTS

Polyamide, Aluminum, Steel, Nylon, Nitrile Rubber

RECOMMENDED USE

Diesel, Petrol

DO NOT USE WITH

Oils

SPECIFICATIONS



ACCURACY	± 1%
REPEATABILITY	± 0.30 %
MAX. WORKING PRESSURE	50 PSI (3.45 BAR)
MAX. RESETTABLE BATCH TOTALIZER	99,999 Litres
MAX. NON RESETTABLE BATCH TOTALIZER	9,99,999 Litres
LEAST COUNT/ RESOLUTION	0.001 Units
MAX. VISCOSITY OF MEDIA	5.35 cst
WATER RESISTANT	IP 55

ORDERING INFORMATION

CAT NR.	INLET THREAD	SPOUT OUTER DIA.	BOX QTY.
		(MM)	
FM/20/FCN/3-4/N	3/4" NPT (F)	19	1
FM/20/FCN/0-1/N	1" NPT (F)	25	1



FLUIDS





Swivel are installed between the fuel nozzle and hose to reduce strain, providing flexibility so that the fuelling hose lasts longer

Provides full 360° rotation for free movement facilitating flexibility to refuel vehicles from virtually any direction.

Aluminium die cast construction with male threaded end made from brass


Laminar flow design for higher fuel flow

Dual 'O' ring seal for long service life

Compatible with fuels containing alcohol

WETTED COMPONENTS

Aluminium, Brass, Viton



SWV/DP/0-1/N

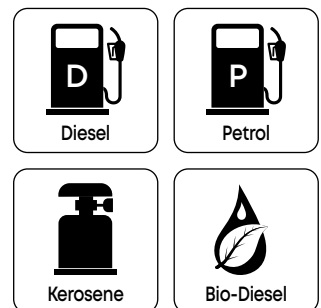
SWV/DP/3-4/N



ORDERING INFORMATION

CAT NR.	THREADS	BOX QTY.
SWV/DP/3-4/N	3/4" NPT(F) × 3/4" NPT (M)	1
SWV/DP/0-1/N	1" NPT(F) × 1" NPT (M)	1

FLUIDS



199 Fuel Dispensing Kits FDK

Gravity feed fuel dispensing kit comprising of 3m rubber hose fitted with manual fuel control nozzle with swivel

Hose also available as spare
Hose Length: 3.6m complete with end connections



Spare Hose



Fuel Dispensing Kit

ORDERING INFORMATION

CAT NR.	HOSE INNER DIAMETER	HOSE LENGTH	THREADS	SUITABLE FOR PUMP	BOX QTY.
FUEL DISPENSING KIT					
FDK/3/3-4/N	3/4"	3 m	3/4" NPT (M)	FPM-12	1
FDK/3/0-1/N	1"	3 m	1" NPT (M)	FPM/12/HF	1
SPARE HOSE					
ZSA/HOS/FPM/12	3/4"	12'	3/4" NPT (M)	FPM-12	1
ZSA/HOS/FPM/12/HF	1"	12'	1" NPT (M)	FPM/12/HF	1

200 Filter Wrench FW-FFL

Easy to use wrench for removing filter bowl when changing filter element

Weather resistant reinforced nylon construction ensures no damage to filter bowl

Specially designed to fit GROZ FFL-02 fuel filter bowl

Wire through hole provided for attaching to fuel tank



Fits fuel filter bowl for easy removal without cracking!



Wire through hole

ORDERING INFORMATION

CAT NR.	BOX QTY.
FW/FFL-02	10



Isoplast see-through bowl with aluminium head and 10 micron filter element

Suitable for use with manual or electric fuel pumps

Filters small particles of rust, scale, grit, dirt and sand

Replacement filter element available as spare

Suitable for use with different fuels in Agricultural & Industrial applications

Water block filter element used to separate water from fuel

WETTED COMPONENTS

Aluminium, Isoplast, NBR, Steel, Paper element, Nylons


RECOMMENDED USE

Diesel & Petrol, Fuel Oil, Ethyl and Isopropyl Alcohol

DO NOT USE

Gasohol, Aviation Fuels, Race Fuels, water based products

FLUIDS



Aluminium die cast filter head - threaded 1" at inlet & outlet

Isoplast See-through bowl

Filter element

Brass Drain Cock - releases accumulated water & contaminants by a simple turn

FFL-01/B


FF/FFL/10
Replacement Filter Element



ORDERING INFORMATION

CAT NR.	FILTER ELEMENT	THREADS	BOX QTY.
FFL-01/B	10 µ	Fuel Filter. Threaded 1" BSP (F)	10
FFL/01/3-4/N	10 µ	Fuel Filter. Threaded 3/4" BSP (F)	10
REPLACEMENT FILTER ELEMENT			
FF/FFL/10-ST	10 µ	Fuel Filter Element	10
FF/FFL/10-WB/ST	10 µ	Water Block Fuel Filter Element	10
REPAIR PARTS			
ZSA/CON/FFL/01	Replacement Filter Bowl with Drain Valve		10

202 Fuel Filter Spin - On Cartridge Style FFS-10



High Flow Fuel Filter, complete with 10 micron spin-on style filter cartridge

Aluminum Die Cast Head, vacuum impregnated for leak proof operation

Inlet & Outlet threaded
1" BSP(F)

Fits spin on cartridges with 1-1/2"-16 UNF threads

Designed for use on both mobile & stationary fuel tanks and on petrol & diesel fuel pumps

Ideal for use in construction & agricultural applications

Removes particulate contaminants such as dirt, dust & rust

Replacement Spin-On Filter cartridges available as spare

RECOMMENDED USE

Petrol, Diesel


DO NOT USE WITH

Water Based Products, Aviation, Fuels, Race Fuels etc.



FFS/10/BSP

FLUIDS



ORDERING INFORMATION

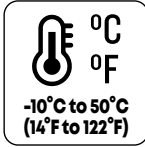
CAT NR.	FILTER ELEMENT	INLET / OUTLET	BOX QTY.
FFS/10/BSP	10µ filter	1" BSP (F)	10
FFS/10WB/BSP	10µ water block filter	1" BSP (F)	10
REPLACEMENT CARTRIDGE			
FF/FFS/10	10µ filter		10
FF/FFS/10-WB	10µ water block filter		10

FF/FFS/10



203

Electric DEF / Adblue Transfer Pumps

DEFP


Diaphragm transfer pump designed for dispensing DEF / Adblue

Lightweight non corroding, weather proof polypropylene body

Self priming pump design

Built-In Thermal Overload Protection

Duty Cycle

30 minutes ON /
30 minutes OFF

Pump inlet & outlet fitted with 3/4" (19 mm) hose barbs

WETTED COMPONENTS

Polypropylene, EPDM, Viton

RECOMMENDED USE

DEF/Adblue, Urea, Water, Antifreeze, Antifreeze, Detergents etc.

DO NOT USE WITH

Diesel, Kerosene, Gasoline, Oils etc.


DEFP/12

DEFP/220

SPECIFICATIONS


	12V DC	220V AC
INPUT VOLTAGE	12V DC	220V AC, 50/60 Hz.
MOTOR HP	1/4 HP	1/2 HP
RPM	2900	2800
AMP	16 Amp	1.5 Amp
INLET / OUTLET	3/4" Hose Barb	3/4" Hose Barb
POWER CORD / CABLE	2m long with alligator clamps	2m long with Plug

ORDERING INFORMATION

CAT NR.	DESCRIPTION	BOX QTY.
* DEFP/12	12V DC	4
* DEFP/220	220V AC, 50 Hz.	4

* Best Seller

204 DEF / Adblue Transfer Systems



DEF - Diesel Exhaust Fluid is a mixture of high purity synthetic automotive grade urea & de-ionised water. It is used in SCR (Selective Catalytic Reduction) system on diesel engines to reduce emissions

Designed to transfer DEF from a Drum/Tote to smaller container/engines etc.

A DEF transfer system consists of

a. DEF Transfer Pump

- 220V AC Diaphragm pump with lightweight non-corroding polypropylene body

b. DEF Digital Meter

- Battery operated digital meter for use with DEF & water based media. Polyamide body & sealed electronic card makes it suitable for use in all sorts of weather conditions

- Measures in Litres, Quarts, Pints & Gallons

c. Inlet Hose

- Special EPDM inlet hose connecting the Drum/Tote opening to the pump inlet respectively

d. Suction Hose

- Special EPDM suction hose

e. Discharge Hose

- 20' special EPDM hose connecting the pump meter outlet to the dispensing nozzle

f. Connecting adaptor

g. Manual DEF Nozzle

- Nylon construction with SS hardware & Viton seals, Manual control, but also includes a continuous flow switch for unattended dispensing

h. Auto Shut Off DEF Nozzle

- Sensor built into the discharge spout automatically shuts off the supply once fluid level in the Drum/Tote reaches that of the outlet discharge spout

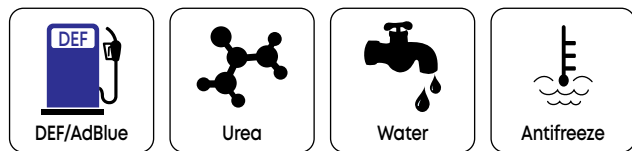
i. Nozzle Holder

- For safe storage of the nozzle while the fluid is not being dispensed

j. Mounting Plate

- Stainless Steel mounting plate for use in 1000/1200 litres (275/330 gallons) totes & 205 litre (55 gallon) drums
- Drum mounting plate is stretchable for varying drum dia and acts as base for installing pump & other accessories

FLUIDS



IBC KIT PART LIST

	KIT/IBC/DEF/1/EU	KIT/IBC/DEF/2/EU/D	KIT/IBC/DEF/3/EU/D	KIT/IBC/DEF/4/EU/D	KIT/IBC/DEF/5/EU/D
	BASIC	BASIC WITH BOTTOM ADAPTOR	ADVANCED	PREMIUM	BASIC WITH BOTTOM ADAPTOR & METER
STAINLESS STEEL TOTE MOUNTING PLATE	Yes	Yes	Yes	Yes	Yes
ELECTRIC DEF PUMP	Yes	Yes	Yes	Yes	Yes
DEF DIGITAL TURBINE METER	-	-	-	Yes	Yes
DEF/ADBLUE CONTROL NOZZLE-MANUAL	Yes	Yes	-	-	Yes
DEF/ADBLUE CONTROL NOZZLE-AUTOMATIC	-	-	Yes	Yes	-
BOTTOM ADAPTOR	-	Yes	Yes	Yes	Yes
INLET HOSE	Yes	Yes	Yes	Yes	Yes
DISCHARGE HOSE	Yes	Yes	Yes	Yes	Yes
CONNECTING HARDWARE	Yes	Yes	Yes	Yes	Yes

KIT-IBC

KIT-DRM

SPECIFICATIONS

DESCRIPTION	DRUM MOUNT	TOTE MOUNT
INLET HOSE SIZE	3/4" ID	5' x 3/4" ID
DISCHARGE HOSE SIZE	20' x 3/4" ID	20' x 3/4" ID
INPUT VOLTAGE	220V AC	220V AC
MOTOR RATING	1/2 HP	1/2 HP
PROTECTION	IP55	IP55
DUTY CYCLE	30 mins ON / OFF	30 mins ON / OFF
ACCURACY*	± 1%	± 1%
REPEATABILITY*	0.30 %	0.30 %
MAX. WORKING PRESSURE	145 PSI (10 BAR)	145 PSI (10 BAR)
MAX. RESETTABLE BATCH TOTALIZER	99,999 units	99,999 units
MAX. NON RESETTABLE BATCH TOTALIZER	9,99,999 units	9,99,999 units
LEAST COUNT	0.001 units	0.001 units

*Tested in laboratory conditions

ORDERING INFORMATION

CAT NR.	BOX QTY.
TOTE MOUNTING KIT	
KIT/IBC/DEF/1/EU	
KIT/IBC/DEF/2/EU/D	1
KIT/IBC/DEF/3/EU/D	1
KIT/IBC/DEF/4/EU/D	1
KIT/IBC/DEF/5/EU/D	1
DRUM MOUNTING KIT	
KIT/DRM/DEF/1/EU	1
KIT/DRM/DEF/2/EU/D	1
KIT/DRM/DEF/3/EU/D	1
KIT/DRM/DEF/4/EU/D	1



DRUM KIT PART LIST

	KIT/DRM/DEF/1/EU	KIT/DRM/DEF/2/EU/D	KIT/DRM/DEF/3/EU/D	KIT/DRM/DEF/4/EU/D
	BASIC	BASIC WITH CONNECTING ADAPTORS	ADVANCED	PREMIUM
STAINLESS STEEL DRUM MOUNTING PLATE	Yes	Yes	Yes	Yes
ELECTRIC DEF PUMP	Yes	Yes	Yes	Yes
DEF DIGITAL TURBINE METER	-	-	-	Yes
DEF/ADBLUE CONTROL NOZZLE-MANUAL	Yes	Yes	-	-
DEF/ADBLUE CONTROL NOZZLE-AUTOMATIC	-	-	Yes	Yes
CONNECTING ADAPTORS	-	Yes	Yes	Yes
INLET HOSE	Yes	Yes	Yes	Yes
DRUM BUNG CONVERTOR	-	Yes	Yes	Yes
DISCHARGE HOSE	Yes	Yes	Yes	Yes
SUCTION HOSE	Yes	-	-	-
CONNECTING HARDWARE	Yes	Yes	Yes	Yes

NEW!



Air operated transfer pump for dispensing DEF/Adblue

Choice of materials makes it compatible with many more fluids, compared to other air pumps which primarily pump oil

Built-in 2" bung adaptor allows the pump to be fixed on drums with 2" opening

Supplied complete with Suction Tube with check valve for use with 50-205 litres (15-55 gallons) drums

WETTED COMPONENTS

Polypropylene, Viton, Stainless Steel, Nylon, PVC

RECOMMENDED USE

Water-based media, Detergents, Soaps, Antifreeze, Windshield Washer, Hydraulic Oils, Lubricants, Herbicides & Pesticides, Adblue, Urea, DEF etc. Pump should only be used with Non-flammable liquids

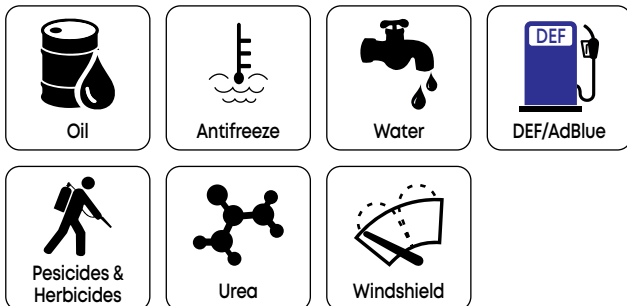
DO NOT USE WITH

Any media not compatible with materials used in the pump construction. Pump must never be used for Fuel Transfer or with Thinners, Solvents etc.



Drum not included

FLUIDS



ORDERING INFORMATION

CAT NR.	DESCRIPTION	BOX QTY.
PAOP/1H	Pump with 2m x 3/4" ID PVC Hose, Nylon dispensing nozzle, 2 Hose clamps and safety steel bracket	6

SPECIFICATIONS

WORKING PRESSURE	30-100 PSI (2-7 BAR)
MAX. AIR INLET PRESSURE	100 PSI (7 BAR)
MAX. OUTLET PRESSURE	45 PSI (3 BAR)
AIR CONSUMPTION	125 LPM (4.40 CFM)
MAX. PUMP DISCHARGE	30 LPM (8 GPM) at Air Pressure of 100 PSI (7 BAR)
AIR INLET CONNECTION	1/4" (F)
PUMP OUTLET	3/4" (19.5 mm) dia.
PUMP INLET	1" (F)
NOISE LEVEL	78 db
MAX. TEMPERATURE OF MEDIA BEING PUMPED	60°C (140°F)
MAX. VISCOSITY OF MEDIA BEING PUMPED	SAE 50 / ISO 220

5-120 LPM

145 PSI

**°C
°F**
-10°C to 50°C
(14°F to 122°F)

IP55

Turbine Mechanism

Digital turbine meter with polyamide construction, designed especially for use with DEF, water etc.

Designed for in-line, end of the line application or use with a dispensing nozzle

Polyamide turbine measuring mechanism

Electronic display using two AAA 1.5V batteries

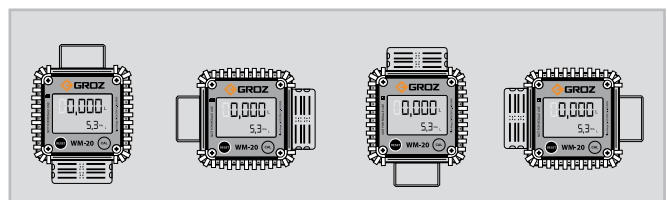
Polyamide body & sealed electronic card makes it suitable for use in severe weather conditions

Display can be rotated in 4 different positions

Measures in litres, quarts, pints & gallons

Easy user re-calibration

Includes one additional stainless steel adaptor to convert from 1" male to 1" female threads



Display can be changed by rotating the card in its housing thus ensuring great versatility in positioning

WETTED COMPONENTS

Polyamide, Viton, Stainless Steel

RECOMMENDED USE

Urea, AdBlue, DEF, Windshield Fluids, Water & Water Based Media

DO NOT USE WITH

Fuels & Oils

ORDERING INFORMATION

CAT NR.	THREADS	BOX QTY.
WM/20/0-1/BSP	1" BSP	1

SPECIFICATIONS

ACCURACY*	± 1%
REPEATABILITY*	± 0.30%
LEAST COUNT/ RESOLUTION	0.001 units
BURST PRESSURE	580 PSI (40 BAR)
MAX. RESETTABLE BATCH TOTALIZER	99,999 units
MAX. NON RESETTABLE BATCH TOTALIZER	9,99,999 units
MAX. VISCOSITY OF MEDIA	5.35 cst
WATER RESISTANCE	IP 55

* Tested in laboratory conditions

Note: Not to be used to measure media for resale

FLUIDS

Urea

DEF/AdBlue

Water

Windshield

207 **DEF / Adblue Control Nozzle Manual** **FCN-NY**



For use with DEF, adblue, urea, windshield fluids & other water based media

Nylon construction with stainless steel internal parts & viton seal

Nozzle spout with notches to avoid the gun from slipping from the tank during delivery

Hose barb 3/4" (20 mm) at inlet

Manual control. Also includes continuous flow switch for unattended dispensing


Designed for minimal back pressure & reduction in flow

WETTED COMPONENTS

Nylon (Nylon 6, 30% glass Filled), Stainless Steel, Viton

RECOMMENDED USE

Diesel Exhaust Fluid, Adblue & Urea



FLUIDS




ORDERING INFORMATION

CAT NR.	INLET	SPOUT DIA. (OD)		SPOUT DIA. (ID)		BOX QTY.
		(INCH)	(MM)	(INCH)	(MM)	
FCN/NY/HB/3-4	3/4" (20 mm) Hose Barb	3/4	18.8	9/16	14.6	1

208

DEF / Adblue Control Nozzle Automatic

FCNA-SS



For use with DEF, Adblue, Urea, Windshield fluids & Other based media

Heavy duty stainless steel cast body with polyamide cover

Sensor built into the discharge spout automatically shuts off the supply once fluid level in the tank reaches that of the outlet discharge spout

Built-In stainless steel swivel for ease of use

WETTED COMPONENTS

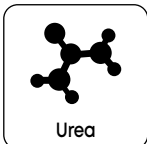
SS 304, N41

RECOMMENDED USE

Water based media, Urea, Adblue, E85 & DEF



FLUIDS



ORDERING INFORMATION

CAT NR.	SPOUT	INLET	SPOUT DIA. (ID)		SPOUT DIA. (OD)		BOX QTY.
			(INCH)	(MM)	(INCH)	(MM)	
FCNA/SS/HB/3-4	Curved	3/4" (20 mm) Hose Barb	5/8	16	47/64	18.5	1

209 Nylon Chemical Pump CMP-12



Self priming Vertical Lift pump

Nylon construction with stainless steel plunger rod & PTFE seals

Complete with 2" polypropylene bung adaptor

Suitable for use on 210 litre drums

WETTED COMPONENTS

Nylon, Polypropylene, Stainless Steel & PTFE

ORDERING INFORMATION

CAT NR.	BOX QTY.
CMP/12	10

RECOMMENDED USE

Lacquer, Thinners, Detergents, Glycerine, Water, Weed Killer, Brake Kleen, Mild Acids & Petroleum Based Media

DO NOT USE WITH

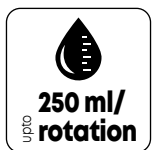
Strong Acids, Bleach & Petrol

FLUIDS

Oil	Bio-Diesel	Water	DEF/AdBlue
Antifreeze	Urea	Windshield	Lacquers & Thinners



210 Plastic Rotary Pump PRP-01



Special application pump designed to be used with a wide variety of media that cannot be pumped using a regular cast iron or steel pump

Body made from glass filled polypropylene with ryton vanes

Viton rubber seal & stainless steel hardware

Complete with 3 pc threaded suction tube suitable for use on 50-210 litre drums

ORDERING INFORMATION

CAT NR.	BOX QTY.
PRP/01	6

WETTED COMPONENTS

Polypropylene, Ryton, Viton & Stainless Steel

RECOMMENDED USE

Water based media, acids, chemicals, detergents, benzene, glycerine etc.

DO NOT USE WITH

Acetone, Lacquer, Mineral Oils, Solvents, Turpentine etc.



211

**Rotary Drum Pump
Stainless Steel**

GNB-SS



Superior quality stainless steel hand operated rotary drum pump

Choice of construction materials: Stainless steel body with stainless steel bung & suction tube

Rotor with PTFE vanes & seals makes it resistant to corrosion & useful for transferring a wide variety of fluids such as water based media, chemicals, all petroleum products etc.

Superior machining of vanes ensures better draw & smooth delivery

Fits 50 to 205 litres (15 to 55 gallon drums)

Comes complete with

- Pump Body
- 2" Bung Adaptor
- Handle
- Discharge Spout
- 3 pc Suction tube

WETTED COMPONENTS

Stainless Steel 304, PTFE

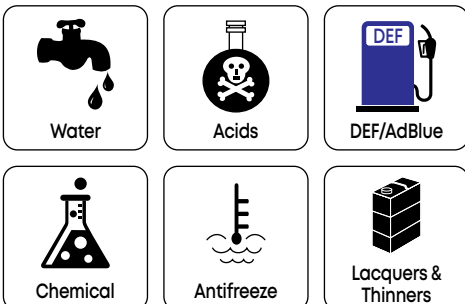
RECOMMENDED USE

Water based media, antifreeze, acids, chemicals, all petroleum based products, lacquer, thinner, urea, adblue, DEF



DO NOT USE WITH

Hydrochloric acid, Sulphuric acid etc.

FLUIDS



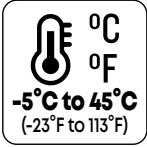
NEW!



ORDERING INFORMATION

CAT NR.	PUMP INLET/OUTLET	BOX QTY.
GNB/SS/25/3R/SPL	3/4" (F)	4

NEW!



Lever Action Drum Pump suitable for use with fluids of varying viscosities

Construction:

Polypropylene body, handle and outlet spout

Stainless Steel piston rod and Viton seal

Strainer built into suction tube inlet to keep contaminants away

Complete with

- a. Two piece telescopic suction tube for use with 50-205 litres (15-55 gallons) drums
- b. Outlet spout

WETTED COMPONENTS

Polypropylene, Viton, Stainless steel


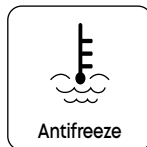


RECOMMENDED USE

Petroleum-based non-corrosive liquids
 Fuels: Diesel, Kerosene
 Light oils, Low viscosity lubricants, Acetone, Anti-freeze, Ammonium Hydroxide, Glycerine, Alcohols,
 Water, Water based chemicals. Weaker acids, Mild solvents and Alkaline solutions.

DO NOT USE WITH

Lubricant or liquids above 100 cst or any media not compatible with materials used in the pump construction

FLUIDS



Dual Bung Adaptor
 Pump suitable for use on drums with 1-1/2" & 2" openings



VARIABLE HANDLE SETTING

FLOW SETTING	LOW FLOW 1	MEDIUM FLOW 2	HIGH FLOW 3
FLOW RATE*	Upto 270 ml (9 Oz.) /Stroke	Upto 350 ml (12 Oz.) /Stroke	Upto 430 ml (15 Oz.) /Stroke
TYPE OF FLUIDS	Lubricants or liquids under 35 cst	Anti-freeze, Alcohols, Water, Water based chemicals, low viscosity lubricants	Diesel, Kerosene, Petroleum-based non-corrosive liquids upto 100 cst

* Measured at pump outlet. Tested using water

Telescopic Suction Tube
 24-3/8"—35-1/2"
 (620-900 mm)

Strainer

ORDERING INFORMATION

CAT NR.	BOX QTY.
PLP/20	10

213

Plastic Lever Pump

PLP


Lever action barrel pump designed for use with high viscosity oils, thick fluids, agricultural chemicals etc.

Easy & comfortable operation

Built in 2" bung adaptor allows pump to be fixed directly on drums with 2" opening

Pump position can be adjusted using the lock nut incorporated in the pump body.

Air vent cap fitted in the outlet helps break siphon action

Complete with suction tube for use on 50 – 210 litre drums & 3/4" x 2m flexible corrugated hose

WETTED COMPONENTS

Polyacetal, Polypropylene, Polyethylene, PVC & Viton

RECOMMENDED USE

Water-based media, Detergents, Soaps, Antifreeze, Windshield washer, Hydraulic oils, Lubricants, Herbicides & Pesticides, Adblue, Urea, DEF etc. Pump should only be used with Non-flammable liquids

DO NOT USE WITH

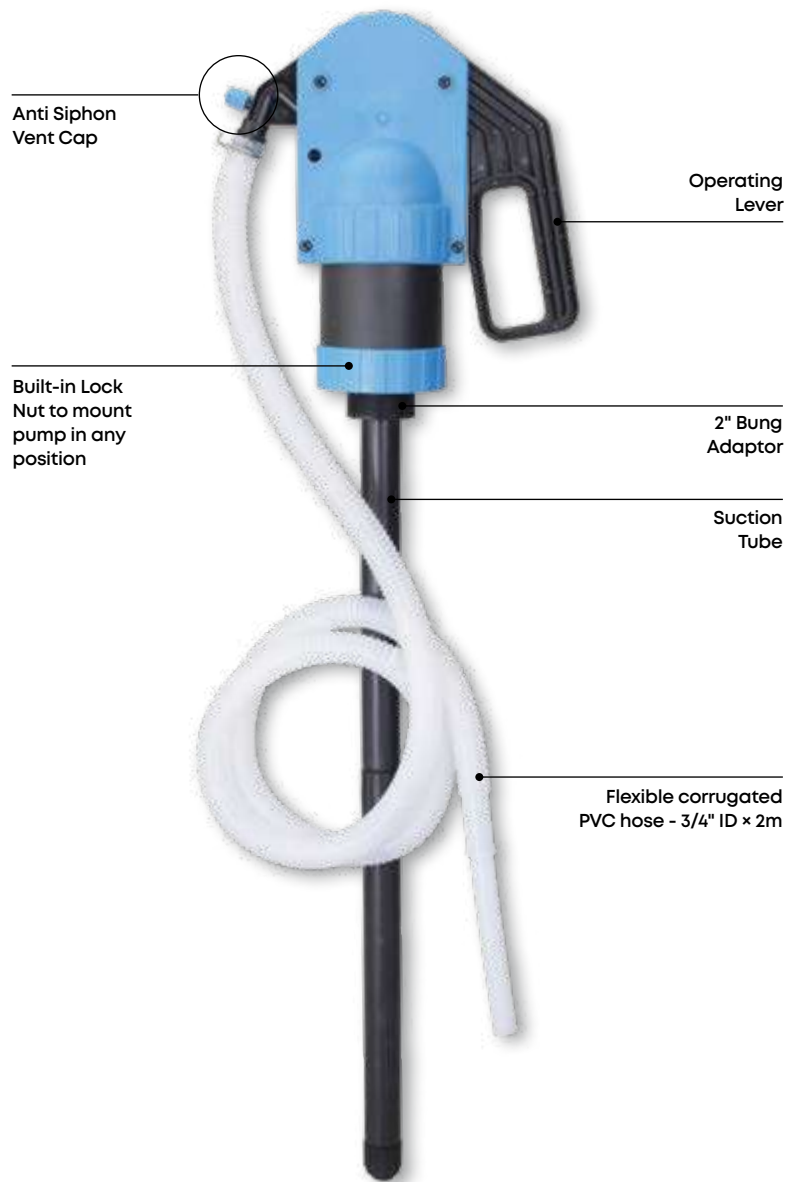
Any media that is not compatible with the materials used in the pump construction

WARNING

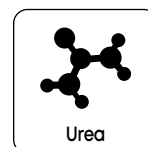
These pumps must never be used for fuel transfer or with thinners, solvents, hydraulic oils etc.

ORDERING INFORMATION

CAT NR.	DESCRIPTION	BOX QTY.
PLP/02	Complete with suction tube for use on 50 – 210 litre drums & 3/4" x 2m flexible corrugated hose	1



FLUIDS



Easy to use, polyethylene pumps siphon liquids to lower levels than the height at which the pump is installed

These are easy to prime & start within 6-7 strokes

Pump requires no further operation & keeps working in auto position.

All pumps are equipped with a vent cap on top. Opening the cap stops discharge

To dispense media at levels higher than the pump, pump below needs to be continuously operated

Supplied complete with flexible corrugated discharge tube

RECOMMENDED USE

Water-based fluids, detergents, waxes, soaps, antifreeze, some mild acids, and other liquids compatible with pump construction materials
Pump should only be used with light weight & non-flammable liquids

DO NOT USE WITH

Any media not compatible with materials used in the pump construction



Vent cap

FLUIDS



VARIANTS

SPH/1	SPH/2	SPH/3
<p>15-1/4" (387 mm)</p>	<p>33" (839 mm)</p>	<p>32-1/2" (824 mm)</p>
WETTED COMPONENTS Polyethylene	WETTED COMPONENTS Polyethylene & Polypropylene	WETTED COMPONENTS Polyethylene & Polypropylene

WARNING

- Pumps must never be used with hot media at temperatures above 60°C (140°F)
- These pumps must never be used with concentrated acids, Acetone, Benzene etc.

ORDERING INFORMATION

CAT NR.	ORD NR.	FLOW RATE		BUNG	FITS	DISCHARGE HOSE LENGTH		BOX QTY.
		(LPM)	(GPM)			(INCH)	(MM)	
* SPH/1	44400	6.5	2	1-1/2" for use with pails	5-20 litre / 5 gal. pails	21.69	551	25
* SPH/2	44401	17.5	5	2" for use with drums	205 litre / 55 gal. drums	46.45	1180	25
* SPH/3	44402	21	7	2" for use with drums	205 litre / 55 gal. drums	47.70	1212	25

215

Drum Dolly

BDL-140

Extra heavy duty drum dolly for convenient movement of 180 kg/ 210 litre drums in shop floors & rough workshop environment

Manufactured from solid 3 mm (11 guage) steel sheet

Design incorporates wide steel cross bases for full base support

Premium powder coated finish

Firmly welded solid cast iron 4 wheels (75 mm dia. x 35 mm wide)

Holds drums of dia. 23" (584 mm)

Overall Height
6-1/2" (165 mm)

Loading Capacity
545 kg (max)



ORDERING INFORMATION

CAT NR.	BOX QTY.
BDL/140S	2

216

Drum Cradle

BDL-135

Tilting Drum Cradle
Tips, rotates, moves & stores
400 lbs. / 180kg / 205 litre / 55 gal. drums

Large 2-1/2" (63 mm) non-sparking wheels make it suitable for use in flammable environments

Fully powder coated finish

Equipped with self storing lever bar

Maximum load 600 lbs. / 273 kgs

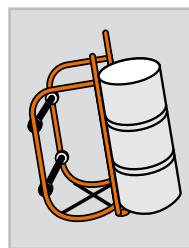
Unit comes flat packed in semi-knocked down condition for ease of transport

NEW!

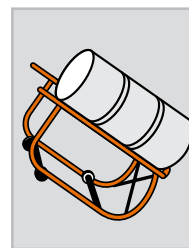


ORDERING INFORMATION

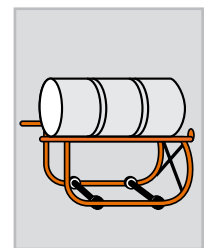
CAT NR.	ORD NR.	BOX QTY.
DRC/135	44374	3



Just Tip



Tilt



Drain

Rugged build with outstanding features make these trolley ideal for use in workshops & industrial floors for transfer of large drums & buckets

Manufactured from heavy gauge 4 mm thick steel sheet for increased strength & durability

3" (75 mm) ground clearance for smooth movement over uneven surfaces in workshop environment

6" (150 mm) wide polyurethane front wheels with nylon rim for reduced wear & tear

Heavy duty rear castors with toe locks for higher safety & stability

Available in 2 sizes

- a. Trolley for 50 kg / 120 lb. drums
- b. Trolley for 180 kg / 210 litre / 55 gal. drums. Can be used just as a trolley for safe movement of oil drums or a complete dispensing system with hose reel & pneumatic pump



TRL/50	TRL/180H
	
<p>Trolley for 50 kg / 120 lb. drums</p>	<p>Trolley for 180 kg / 55 gal. / 205 litre drums</p>

TRL-180D

TRL-50

Drum clamping attachment



Clamps for holding pump when not in use

Plate for mounting a hose reel

Cup for secure holding of pump inlet & collecting dripping oil

Heavy Duty 4 mm thick steel sheet

6" (150 mm) polyurethane wheels with nylon rim

Lock position



Un-lock position



Heavy Duty castors with toe lock

Control gun holder

Removable handle used for moving the trolley



Removable handle used as a drum loader



Removable handle used as a drum wrench



ORDERING INFORMATION

CAT NR.	SUITABLE FOR	BOX QTY.
TRL/50	50 kg / 120 lb. drums	1
TRL/180H	180 kg / 55 gal. / 205 litre drums	1



Trolley being used as a dispensing system with Ratio Pump & Hose Reel installed

218 Low Profile Drum Trolley TRL-55

Low Profile Drum Trolley

Drum platform only 1/2" (12 mm) off the floor, facilitating easy loading & unloading

Extra heavy duty construction, from 5 mm (6 gauge) steel sheet, with a loading capacity of 545 kgs (1200 lbs)

Fully powder coated finish

Removable pivoting handle includes drum tipper for easy loading

2 large Phenolic front wheels 5-3/4" dia. (146 mm) × 1-7/8" (47 mm) wide & one back phenolic swivel wheel 3" (75 mm) dia. × 1-3/8" (35 mm) wide

Trolley can accommodate drums up to a dia. of 26" (660 mm)

Unit comes flat packed in semi-knocked down condition for ease of transport



ORDERING INFORMATION

CAT NR.	ORD NR.	SUITABLE FOR	BOX QTY.
TRL/55	44396	205 litre (55 gal.) drums	1

219 Drum Wrench DRW

An easy & convenient tool to open almost all types of drums

Manufactured from cast aluminum (LM25), hardened & tempered for increased strength

Ends of the wrench are designed to fit perfectly onto most 2" & 3/4" drum plugs

Compact design for easy storage




For opening hex plugs

For opening 2" drum plugs

For opening 3/4" drum plugs

Non Sparking



ORDERING INFORMATION

CAT NR.	BOX QTY.
DRW/AL-01	10

220

Reciprocating Belt Driven Air Compressors

A selection of air compressors designed & manufactured to the highest quality standards using the best raw materials & components. Proven quality, robust design & durable performance makes these the ideal choice for everyday use



- | | |
|----|--|
| 1 | INTERCOOLER |
| 2 | CYLINDER BLOCK - STURDY, WEAR RESISTANT CAST IRON CONSTRUCTION |
| 3 | OIL SUMP |
| 4 | SAFETY VALVE |
| 5 | DRAIN VALVE - FOR EMPTYING THE CONDENSATE COLLECTED IN THE TANK |
| 6 | AIR RECEIVER TANK - WITH BITUMEN LINING FOR INCREASED RESISTANCE TO RUST |
| 7 | OUTLET PORT |
| 8 | BASE PLATE - BOLTED DESIGN FOR ENHANCED RIGIDITY & RESISTANCE TO RUST |
| 9 | PRESSURE GAUGE |
| 10 | IN-BUILT STARTER WITH PRESSURE SWITCH |
| 11 | MOTOR: DESIGNED TO MEET STRINGENT EURO NORMS |
| 12 | AIR FILTER - EASILY WASHABLE, SPONGE TYPE FILTER |
| 13 | PROTECTIVE CAGE - ENHANCED SAFETY |
| 14 | BELT DRIVE |
| 15 | ALUMINIUM HEAD |

SPECIFICATIONS

	RAC/3-21/150	RAC/3-21/150-1	RAC/3-21/200	RAC/3-21/200-1	RAC/5.5-22/200	RAC/7.5-22/270
MOTOR RATING	2.2 KW, 3 HP	2.2 KW, 3 HP	2.2KW, 3HP	2.2KW, 3HP	4 KW, 5.5 HP	5.5 KW, 7.5 HP
CYLINDERS	2	2	2	2	2	2
STAGES	1	1	1	1	2	2
AIR RECEIVER CAPACITY	150 litres	150 litres	200 litres	200 litres	200 litres	270 litres
AIR DISPLACEMENT	350 LPM / 12.4 CFM	350 LPM / 12.4 CFM	350 LPM / 12.4 CFM	350 LPM / 12.4 CFM	550 LPM / 19.5 CFM	830 LPM / 29 CFM
FAD (FREE DELIVERY)	190 LPM / 6.7 CFM	190 LPM / 6.7 CFM	190 LPM / 6.7 CFM	190 LPM / 6.7 CFM	440 LPM / 15.53 CFM	620 LPM / 22 CFM
MAX. PRESSURE	175 PSI / 12 BAR	175 PSI / 12 BAR	175 PSI / 12 BAR	175 PSI / 12 BAR	175 PSI / 12 BAR	175 PSI / 12 BAR
NOISE LEVEL	74±3 db (A)	74±3 db (A)	74±3 db (A)	74±3 db (A)	75±3 db (A)	76±3 db (A)
DIMENSIONS	WIDTH	1360 mm	1360 mm	1460 mm	1460 mm	1600 mm
	DEPTH	460 mm	460 mm	460 mm	460 mm	500 mm
	HEIGHT	990 mm	990 mm	990 mm	990 mm	1000 mm
WEIGHT	115 kg	115 kg	140 kg	140 kg	158 kg	192 kg
CLASS OF INSULATION	F	F	F	F	F	F
ELECTRIC SUPPLY	400 V, 3 Phase, 50 Hz.	230 V, Single Phase	400 V, 3 Phase, 50 Hz.	400 V, 3 Phase, 50 Hz.	400 V, 3 Phase, 50 Hz.	400 V, 3 Phase, 50 Hz.

Reciprocating Belt Driven Air Compressors (continued)

Dual Material Construction

World's only compressor with a unique dual material construction

- i) The cylinder block is made up of cast iron that prevents wear & tear, thus imparting longevity to the unit
- ii) Crankcase & cylinder head are made from aluminium – Compact design and choice of aluminium as a raw material helps in efficient cooling of the unit. Aluminium crankcase keeps the oil in the sump cooler, thus enhancing the performance of the unit

Efficient Ventilation

Larger flywheel keeps air directed towards the cylinder for faster heat dissipation & efficient ventilation

High pressure cylinder with higher temperature is positioned closer to the flywheel which also helps in faster cooling of the unit

Output tubing designed to pass from the front of the flywheel, further reducing the temperature of the air in the tank

In-Line Design

Compact & superior to "V" type construction: air flow in the in-line design is directed towards both the cylinders uniformly keeping maximum temperature within check as compared to the "V" type construction where air flow is directed towards one side of the "V" at any given time

Motor

Class "F" insulation, motor is designed as per EURO norms

Air Filter

Easy to maintain & replaceable sponge type air filter is easily washable

Built in Starter

Protects the unit from sudden voltage fluctuations & enables usage with varying voltages

Intercooler*

Reduces the temperature of compressed air which improves efficiency by reducing power consumption.



RAC/7.5-22/270

Bolted Design Base Plate

Makes it convenient to assemble or dis-assemble the compressor unit from the tank. Bolted design also eliminates possibility of rust as compared to a welded design

Safety Valves

In-built safety valves for safety against pressure build ups

Oil Sight Glass

For controlling the oil level

Drain Valve

For emptying the condensate collected in the tank

Caged Belt and Pulley Assembly

for enhanced safety in operation

* Only in multiple stage version

ORDERING INFORMATION

CAT NR.	MOTOR RATING	AIR RECEIVER CAPACITY	BOX QTY.
		(LITRES)	
RAC/3-21/150	2.2 KW, 3 HP	150	1
RAC/3-21/150-1	2.2 KW, 3 HP (Single Phase)	150	1
RAC/3-21/200	2.2 KW, 3 HP	200	1
RAC/3-21/200-1	2.2 KW, 3 HP (Single Phase)	200	1
RAC/5.5-22/200	4 KW, 5.5 HP	200	1
RAC/7.5-22/270	5.5 KW, 7.5 HP	270	1

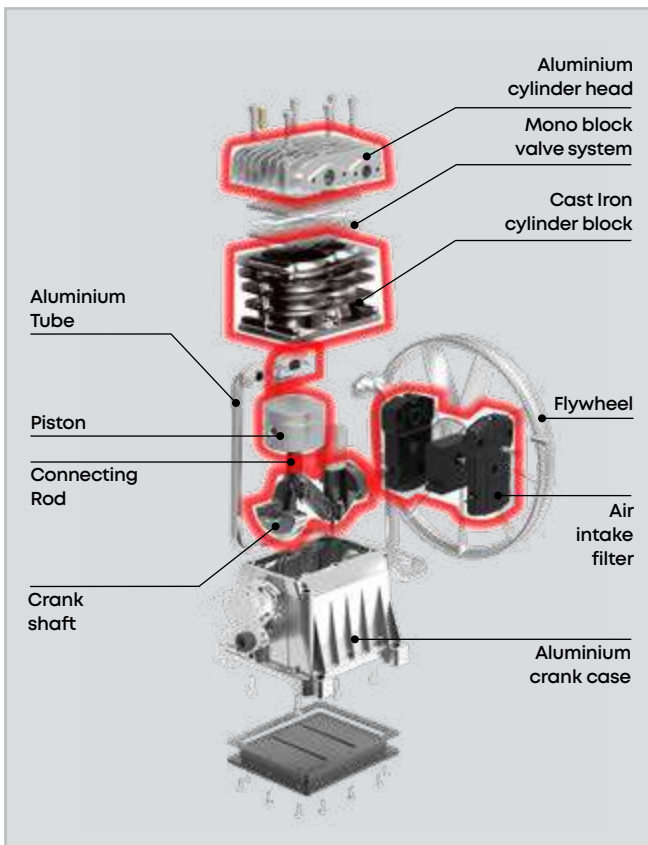


RAC/5.5-22/200



RAC/3-21/150

Exploded View of the Compressor Block



Direct Drive Compressor produce compressed air immediately without needing to fill up the receiver tank.

These are designed for extensive use in stapling and nailing applications on packaging stations, cleaning, denting and painting jobs in automotive body shops, tyre inflation applications in fuel stations and for general purpose jobs in small workshops

Dual Material Construction

Cast Iron Cylinder Block: The cylinder block is made up of cast iron that reduces wear & tear thus imparting longevity to the unit

Aluminium Crankcase & Cylinder Head: Aluminium helps in better heat dissipation thus enhancing performance. Also Aluminium being a light weight material reduces overall weight making the compressor easy to handle.

Compact Design: In-line design of the compressing unit makes it compact

Shock Absorbing Pads: Effectively absorbs vibration and keep the whole unit stable during operation

Strong large wheels for convenient movement of the unit.

Oil Dipstick with vent hole keeps a check on oil level in the oil sump and releases excess pressure.

Two Pressure Gauges: One for pressure setting in the receiver tank and one for regulating the outlet pressure from the receiver

Pressure Switch with overload protection keeps the compressor safe even in voltage fluctuations.

Plastic Shroud keeps the hot and moving parts safe and prevents any accidents.

Supplied with Polyurethane coiled hose for attaching any equipment such as blow gun, paint spray guns, tyre inflator etc.




1	PLASTIC SHROUD	7	PRESSURE SWITCH
2	CAST IRON CYLINDER BLOCK	8	PULL HANDLE
3	OIL DIPSTICK	9	PRESSURE REGULATOR
4	LARGE OILED ALUMINIUM CRANKCASE	10	TWO PRESSURE GAUGES
5	RECEIVER TANK	11	POLYURETHANE COILED HOSE
6	LARGE WHEELS: 5" (125 MM) DIA.	12	SHOCK ABSORBING PADS

SPECIFICATIONS

MOTOR RATING	1.5 KW, 2 HP	
CYLINDER	1	
STAGE	1	
AIR RECEIVER CAPACITY	24 litres	
RPM	2850	
FAD (FREE DELIVERY)	170 LPM / 6 CFM	
MAX. PRESSURE	116 PSI / 8 BAR	
NOISE LEVEL	80 db	
DIMENSIONS	WIDTH	610 mm
	DEPTH	310 mm
	HEIGHT	580 mm
WEIGHT	24 kg	
ELECTRIC SUPPLY	230V, 1 Phase, 50 Hz.	

ORDERING INFORMATION

CAT NR.	BOX QTY.
RAC/DD/2-11/24-1	1



Superior quality air blow guns designed for rugged day-in & day out usage


Equipped with a variable speed trigger, guns allow complete control on the volume of air dispensed

Threaded brass insert at the air inlet ensures no damage to threads even after repeated use

Conforms to OSHA STD 1-13.1 for safety

Robust Construction

- Impact & drop resistant nylon body
- Corrosion resistant stainless steel nozzle & internal parts
- Ergonomic soft rubber grip on handle for convenience in usage.
- Maximum blowing force with minimal air consumption reduces energy cost, thus saving money



ABG/1

With plastic tip



ORDERING INFORMATION

CAT NR.	TIP	NOISE	BLOWING FORCE AT 100 PSI	AIR CONSUMPTION AT 100 PSI	BOX QTY.
		(DB)	(KG)	(CFM)	
ABG/1/1-4F/BSP	Plastic	77	0.26	9.53	10
ABG/3/1-4F/BSP	4-1/2" SS nozzle	80	0.35	15.18	10



OSHA STD 1-13.1
FOR SAFETY
Max. Working Pressure
6 Bar (90 PSI)



OSHA STD 1910-95(b)
FOR NOISE
Max. Working Pressure
6 Bar (90 PSI)

100% Factory Tested	 50-150 PSI	 -10°C to 70°C (14°F to 158°F)
-------------------------------	--	---

NEW!

 OSHA STD 1-13.1
 FOR SAFETY

 OSHA STD 1910-95(b)
 FOR NOISE

 Max. Working Pressure
 6 BAR (90 PSI)

 Max. Working Pressure 6
 BAR (90 PSI)

Lightweight Air Blow Gun manufactured from glass filled polypropylene

Impact & weather resistant construction

Brass threaded air inlet ensures that threads do not shear with repeated use

Extended trigger for variable speed control

Rust-proof stainless steel nozzle

Vent in the gun tip prevents pressure from exceeding 30 PSI if tip becomes blocked, making the gun OSHA OK as a safety blow gun

Silent operation with noise level under 80db, the gun is OSHA OK for noise

Comes with 4-1/2" steel tip


ORDERING INFORMATION

CAT NR.	BOX QTY.
ABG/10/1-4F/BSP	10

224

Polyurethane Coil Hose

PUH

Polyurethane Coil / Spiral Air Hoses offer highest flexibility with least resistance to pull recoils

These have excellent memory & automatically recoil

Hoses are kink resistant & lightweight (approx. 25% lighter than rubber)

As opposed to nylon hoses, PU hoses offer much better elasticity

Constructed with one end coiled & other end with 19" (483 mm) straight length

Both ends are fitted with polyacetal bend restrictors & crimped with solid brass swivel fittings on both sides offering highest directional flexibility

Ideal for use on assembly lines with air tools, automotive repair & body shops etc.

Solid brass swivel fittings on both ends offer complete 360° directional flexibility



SPECIFICATION

MAXIMUM WORKING PRESSURE	145 PSI (10 BAR)
MINIMUM BURST PRESSURE (AT 24°C)	508 PSI (35 BAR)
MATERIAL	PUR - Ester
WORKING TEMPERATURE RANGE	-5°C to 60°C
HOSE HARDNESS	98 Shore 'A'
BEND RESTRICTORS	Polyacetal
FITTINGS	Brass Swivel Fittings on Both ends
RECOMMENDED WORKING LENGTH	Max. 80% of Total Length

ORDERING INFORMATION

CAT NR.	THREADS	HOSE INNER DIA.		HOSE OUTER DIA.		OVERALL LENGTH (M)	BOX QTY.
		(MM)	(INCH)	(MM)	(INCH)		
PUH/5BO/15/1-4/BSP	1/4" BSP	5	3/16	8	5/16	4.5	10
PUH/5BO/20/1-4/BSP	1/4" BSP	5	3/16	8	5/16	6	10
PUH/5BO/25/1-4/BSP	1/4" BSP	5	3/16	8	5/16	7.5	10
PUH/6BO/15/1-4/BSP	1/4" BSP	6.50	1/4	10	3/8	4.5	10
PUH/6BO/20/1-4/BSP	1/4" BSP	6.50	1/4	10	3/8	6	10
PUH/6BO/25/1-4/BSP	1/4" BSP	6.50	1/4	10	3/8	7.5	10
PUH/10BO/15/3-8/BSP	3/8" BSP	9.5	3/8	12.7	1/2	4.5	10
PUH/10BO/20/3-8/BSP	3/8" BSP	9.5	3/8	12.7	1/2	6	10
PUH/10BO/25/3-8/BSP	3/8" BSP	9.5	3/8	12.7	1/2	7.5	10

225

Filter Regulator Combination

FRC



Compact combination unit for removing contaminants & moisture from compressed air in addition to regulating air pressure

Regulator has a non raising "Press to Lock" adjusting knob for locking at any set pressure

Filter is designed with a separator & shield for efficient moisture separation

Supplied complete with pressure gauge & wall mounting bracket



ORDERING INFORMATION

CAT NR.	DESCRIPTION	INLET/ OUTLET PORT SIZE	PRESSURE GAUGE PORT SIZE	MAX. FLOW RATE	BOX QTY.
FRC136134-S/GB	Miniature	1/4" BSP	1/8" BSP	550 LPM (20 CFM)	1
FRC156334-S/GB	Standard	1/2" BSP	1/8" BSP	3,000 LPM (106 CFM)	1

SPECIFICATIONS

PRESSURE ADJUSTMENT RANGE	7 - 145 PSI (0.5 to 10 BAR)
FILTERING ELEMENT	Sintered Bronze (40 micron)
DRAIN TYPE	Semi Automatic

226

Filter Regulator & Lubricator – 2 Pc

FRCLM




Space saving 2 pc modular filter-regulator combination & lubricator

Filter removes contaminants & moisture from compressed air

Regulator has a non raising "Press to Lock" adjusting knob for locking at any set pressure

Lubricator feeds lubricants to air operated equipment maintaining a constant oil-to-air density over a wide range of flow

Supplied complete with pressure gauge & wall mounting bracket



ORDERING INFORMATION

CAT NR.	CAT NR.	DESCRIPTION	INLET/ OUTLET PORT SIZE	PRESSURE GAUGE PORT SIZE	MAX. FLOW RATE	BOX QTY.
WITH GAUGE	WITHOUT GAUGE					
FRCLM136134-S/WG	FRCLM136134-S/G	Miniature	1/4" BSP	1/8" BSP	500 LPM (18 CFM)	1
FRCLM156334-S/WG	FRCLM156334-S/G	Standard	1/2" BSP	1/8" BSP	2,800 LPM (99 CFM)	1


SPECIFICATIONS

PRESSURE ADJUSTMENT RANGE	7 to 145 PSI (0.5 to 10 BAR)
FILTERING ELEMENT	Sintered Bronze (40 micron)
DRAIN TYPE	Semi Automatic

227

Digital Pressure Gauges

DPG



Used with air regulators for setting air output pressure

Digital read out displays air pressure in a choice of 4 units: PSI, BAR, MPa & kg/cm²


Digital gauges offer higher accuracy and can also withstand vibrations due to pressure variations

Square body has die cast aluminum centre back

Single button operated with auto turn off after 120 seconds that extends battery life

ORDERING INFORMATION

CAT. NR.	THREADS	BOX QTY.
DPG/L/1-8/B	1/8" BSPT(M)	10
DPG/L/1-4/B	1/4" BSPT (M)	10



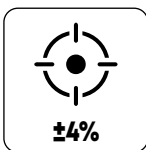
SPECIFICATION

ACCURACY	± 2% of Full Scale
MEASURING RANGE	- 15 to 145 PSI
LEAST COUNT	0.1 PSI (0.01 BAR)
WORKING TEMPERATURE	- 10°C to +60°C
WORKING HUMIDITY	35 ~ 85% RH
BATTERY	CR 2032 lithium (included)
BATTERY LIFE (APPROX.)	1 year (usage 5 times a day)

228

Tyre Inflator Gauge 'V' Series

TIG



GROZ 3-in-1 Tyre Inflator Gauges are designed to:

1. Measure tyre pressure
2. Inflate tyres
3. Deflate tyres


Press deflation valve to reduce tyre pressure

Analog gauge comes with a protective shroud

Aluminium die cast gun with 17" (440 mm) flexible hose & straight chuck suitable for cars & other light vehicles

ORDERING INFORMATION

CAT NR.	BOX QTY.
TIG/2.5/N	10



SPECIFICATIONS

GAUGE TYPE	Analog
GAUGE DIAMETER	2-1/2" (63 mm)
AVAILABLE UNIT SELECTION	PSI, BAR
OPERATING PRESSURE	Upto 60 PSI (4 BAR)
ACCURACY	± 4%
RESOLUTION	2 PSI (0.10 BAR)
INLET	1/4" (NPT Thread)

Reliable and sturdy, the 3 in 1 GROZ tyre gauge is designed to:

1. Measure Tyre Pressure
2. Inflate Tyres
3. Deflate Tyres

Tyre deflation is via the deflation valve on the gun body. A simple press of the valve will activate it and reduce pressure.

Available with choice of

- a. Analog Gauge
- b. Digital Gauge

Aluminium die cast gun with flexible hose & straight chuck suitable for cars & other light vehicles

SPECIFICATION

GAUGE TYPE	DIGITAL	ANALOG
GAUGE DIAMETER	2-1/2" (63 mm)	2-1/2" (63 mm)
BACKLIGHT	Yes	-
AVAILABLE UNIT SELECTION	PSI, BAR, Mpa, Kg/cm2	PSI, BAR
MAX. PRESSURE	Upto 300 PSI (21 BAR)	upto 50 PSI (3.5 BAR)
ACCURACY	± 1% of Full scale	± 1.6% of Full scale
RESOLUTION	0.1 PSI	5 PSI
POWER SUPPLY	Lithium Battery	-



Tyre Inflator with Analog Gauge



Tyre Inflator with Digital Gauge



ORDERING INFORMATION

CAT NR.	DESCRIPTION	BOX QTY.
TIG/M/12/BSP	12" (300 mm) flexible hose with straight chuck; Analog Gauge	10
TIG/D/12/BSP	12" (300 mm) flexible hose with straight chuck; Digital Gauge	10

230

Tyre Inflator Gauge for Trucks

TIG-24

Reliable and sturdy, the 3 in 1 GROZ tyre gauge is designed to:

1. Measure Tyre Pressure
2. Inflate Tyres
3. Deflate Tyres

Tyre deflation is via the deflation valve on the gun body. Simple press of the valve activates it and reduces pressure

Available with choice of:

- a. Analog Gauge
- b. Digital Gauge

Aluminium die cast gun with flexible hose, rigid extension & dual chuck suitable for attachment on valves of large tyres



SPECIFICATION

GAUGE TYPE	Digital	Analog
GAUGE DIAMETER	2-1/2" (63 mm)	2-1/2" (63 mm)
BACKLIGHT	YES	-
AVAILABLE UNIT SELECTION	AR, PSI, BAR, Mpa, Kg/cm ²	PSI, BAR
MAX. PRESSURE	upto 300 PSI (21 BAR)	upto 50 PSI (3.5 BAR)
ACCURACY	± 1% of Full scale	± 1.6% of Full scale
RESOLUTION	0.1 PSI	5 PSI
POWER SUPPLY	Lithium Battery	-

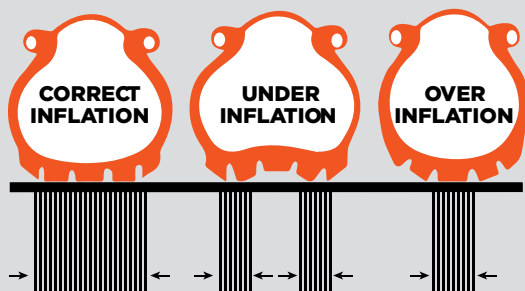
ORDERING INFORMATION

CAT NR.	DESCRIPTION	BOX QTY.
TIG/M/24D/BSP	24" (600 mm) flexible hose with dual chuck; Analog Gauge	10
TIG/D/24D/BSP	24" (600 mm) flexible hose with dual chuck; Digital Gauge	10

Tyre Inflator with Analog Gauge



Tyre Inflator with Digital Gauge



MAINTAINING CORRECT TYRE PRESSURE

Under-inflated tyres heat up more quickly than correctly inflated tyres, and in extreme cases can lead to tyre failure

Driving on under-inflated tyres also places excess stress on the tyre shoulders, causing uneven wear of the tread

Over-inflation causes high wear at the centre of the tread

Correct tyre pressure ensures safety, optimum handling and longer life of the tyre



LUBRICANTS & PENETRANTS

231 Rust Remover Gel GO-12



GO-12 is a unique non abrasive solvent blended rust remover

Prevents & removes hard rust without using any abrasive material

It loosens rusted parts & removes hard rust from metal components in minutes preparing the surface for priming and repainting

Ideal for use in garages, homes, workshops or farms for rusty tools, equipment & fittings

Capacity : 200 ml

APPLICATIONS INDUSTRIES

 Passenger Cars	 Bikes	 Commercial Vehicles	 Farm Equipment
 Construction Equipment	 Industrial Machinery	 Marine	 Home
 Oxidizing	 Corrosive	 Wear safety gloves	

ORDERING INFORMATION

CAT NR.	BOX QTY.
GO12	96

HAZARDOUS COMPONENTS:

Phosphoric acid, Hydrochloric acid, Isopropanol

CAUTION

- Contains Phosphoric acid. Avoid contact with skin and eyes. If splashed on skin /eyes wash thoroughly with running water.
- Harmful if swallowed. If swallowed, drink 3-4 glasses of cold water or milk. Do not induce vomiting. Seek medical advice immediately.




WARNING

- Please test on a small section of the surface to be treated
- Do not use on chrome plated surfaces
- Do not use on certain grades of stainless steel
- Not to be left on treated surface for more than 30 minutes



232

Rust Preventive Lubricant Spray

 RoHS Compliance	 Silicone Free	 CFC Ozone friendly	CO₂ Propellant
--	---	---	-------------------------------------



STUCK IN A TIGHT SPOT?

The GO-20 aerosol has a 360° ball bearing valve below the nozzle, enabling the aerosol to be completely inverted & still give you the perfect spray for all those hard to reach areas!



A Tool Kit in a Can!

GO-20 is a multi-purpose industrial spray that can be used as a lubricant, a rust remover, a moisture displacer & cleaning and protecting agent. Very useful in mechanical maintenance

Powerful Rust Repellent

Unique composition of GO-20 creates a long-lasting firm layer on the surface that prevents rusting

Effective Lubricator

Up to 7 times more effective than most leading brands

The GROZ GO-20 is the

Ultimate Moisture Displacer

Exceptional water displacement properties, it is ideal for use in humid environments

Super Cleaner

Powerful cleaner that removes oil, grease, grime, wax, tar, gum etc.



Loosens rusted nuts & bolts



Prevents rust, lubricates & cleans bike chains



Cleans & lubricates ball bearing



Cleans & isolates electrical connections



Cleans, lubricates & protects air tools



Repels moisture & protects outboard motors



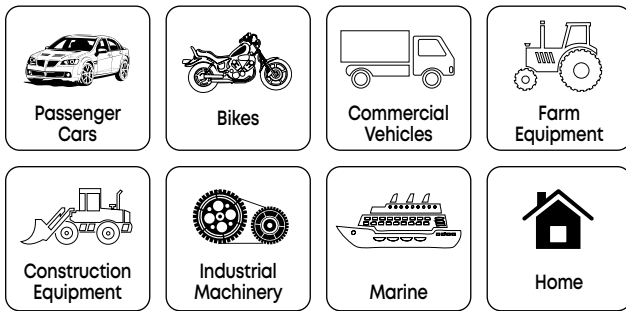
Lubricates car doors, locks, catches & hinges



Lubricates & protects tools & machinery

ULTIMATE MOISTURE DISPLACER	POWERFUL RUST REPELLANT	EFFECTIVE LUBRICATOR	SUPER CLEANER
Removes moisture from wet ignition systems of cars, trucks, motorbikes, marine engines & electric motors of power tools	Prevents & removes light rust from any exposed metal, door hinges, car doors, etc	Lubricates ball bearings & chains in lawnmowers, bicycles, skateboards etc	Cleans tar from car body work
Protects vehicle chassis in coastal areas	Protects tools from corrosion	Prevents squeaking	Cleans chewing gum from surfaces & messy walls
Extends the life of exterior light bulbs by nearly 30%	Protects & removes rust from electrical circuitry	Lubricates & protects firearms	Cleans & protects electrical equipment in outdoor locations
		Lubricates & loosens locks & catches	

APPLICATIONS INDUSTRIES



HAZARDOUS COMPONENTS

High Pressures Gases: Octane, Nonane, Heavy Napthenic Tetrachloro ethylene

CAUTION


- Highly flammable. Do not spray near open flame.
- Components under pressure. Do not puncture can
- Do not expose to temperatures above 50°C even when empty
- Avoid contact with skin and eyes. If accidentally sprayed on skin/eyes wash thoroughly with running water
- Keep away from children

GO-20 USES

- CO² as a propellant makes GO-20 safe for use even in flammable environments
- Can be used on ferrous and non-ferrous metals, most paints, rubbers, plastics and coatings

ORDERING INFORMATION

CAT NR.	CAPACITY	BOX QTY.
	(GMS)	
GO20	300	96
GO20-150	150	96



233

Penetrating Rust Solvent Spray

 Silicone Free	 CFC Ozone friendly	PROPANE BUTANE Propellant
--	--	---



STUCK IN A TIGHT SPOT?

The GO-10 aerosol has a 360° ball bearing valve below the nozzle, enabling the aerosol to be completely inverted & still give you the perfect spray for all those hard to reach areas!



GO-10 is a quick acting penetrating rust solvent spray

Lower density than water gives it excellent penetrating power & releasing capability

The penetrating property of GO-10 along with it's release action helps in loosening of rust, scale & grit from bolts, knobs, hinges, bearings, castings, machined components etc.

Protects against rust & corrosion reducing friction and wear

Lubricates effectively for smooth movement

Ideal for applications where long term corrosion prevention may be required such as sea transportation or storage

Prevents use of an Acetylene torch to loosen seized fittings

Capacity : 400 gms



Loosens rusted nuts & bolts



Loosens jammed parts on machines



Frees stuck mechanism inside compressor piping



Penetrates & releases stuck shut off valve



Releases seized ball valves



Loosens & penetrates rusted plumbing joint



Frees stuck motor shaft & fan











Loosens rusty & seized hinges

GO-10

RELEASES & LOOSENS	ASSEMBLY & DISMANTLING	BREAKS & PROTECTS FROM RUST
Loosens seized & rusted tools: <ul style="list-style-type: none"> • Pliers • Shifting wrenches/spanners • Water pump pliers • Marine fittings • Pulley & shackles • Ball valves & key pins 	Eases assembly & dis-assembly of <ul style="list-style-type: none"> • Plumbing fittings • Mechanical fittings • Bearings • Ball joints & hinges 	Breaks down rust on all <ul style="list-style-type: none"> • Metal surfaces • Joints • Fittings
Releases seized nuts, bolts & fittings	Ideal for dismantling & assembly in panel shop (body shop) since it is silicon free	Prevents re-forming of rust

APPLICATIONS INDUSTRIES

 Passenger Cars	 Bikes	 Commercial Vehicles	 Farm Equipment
 Construction Equipment	 Industrial Machinery	 Marine	 Home

HAZARDOUS COMPONENTS:

Petroleum, Paraffin Oil, Acetone, Alcohol


CAUTION

- Highly flammable. Do not spray near open flame.
- Components under pressure. Do not puncture can
- Do not expose to temperatures above 50°C even when empty
- Avoid contact with skin and eyes. If accidentally sprayed on skin / eyes wash thoroughly with running water.
- Keep away from children



ORDERING INFORMATION

CAT NR.	BOX QTY.
GO10	96



MERCHANDISING SOLUTIONS



D5

Heavy duty display stand with perforated back for hanging packaged products on hooks

Comes complete with 30 hooks (15 are 6" long & 15 are 8" long)

Supplied in CKD

Does not include products



ORDERING INFORMATION

CAT NR.	STAND DIMENSIONS		BOX QTY.
	(INCH)	(MM)	
D5	40 x 95 x 20	1000 x 2400 x 500	1

D6

Floor mounted display allows access to products from all sides

Pyramid design take minimal floor space

Supplied without products



ORDERING INFORMATION

CAT NR.	STAND DIMENSIONS		BOX QTY.
	(INCH)	(MM)	
D6	22.4 x 14.17 x 62.99	570 x 360 x 1600	1

D7

3 pc Club & Sledge Hammer wooden display stand

Supplied without hammers



ORDERING INFORMATION

CAT NR.	STAND DIMENSIONS		BOX QTY.
	(INCH)	(MM)	
D7	16.14 x 5.91 x 3.74	410 x 150 x 95	1

D12

All metal display stand for displaying 16 hammers

Top & bottom display / branding area

Easy to bolt assembly

Supplied in CKD form



Supplied without hammers

ORDERING INFORMATION

CAT NR.	STAND DIMENSIONS		BOX QTY.
	(INCH)	(MM)	
D12	18.11 x 53.93 x 23.62	460 x 1370 x 600	1

Socket Merchandiser

Heavy duty steel construction in premium powder coated finish



CAT NR.	CONTENTS	BOX QTY.
SKT/H/1-2/UG/ST50	49 Hex Sockets of following sizes: 7 pcs: 10 mm 7 pcs: 13 mm 7 pcs: 17 mm 6 pcs: 19 mm 5 pcs: 22 mm 5 pcs: 24 mm 4 pcs: 27 mm 4 pcs: 30 mm 4 pcs: 32 mm	1

*Can be offered with Bi-Hex Sockets also

D1

Wall mount Bracket for pumps with 2" threaded bung

Made from steel in powder coated finish

Compact design, great for display in showrooms, shops etc. where space is a constraint

Does not include products



ORDERING INFORMATION

CAT NR.	STAND DIMENSIONS		BOX QTY.
	(INCH)	(MM)	
D1	4.7 x 5.9 x 5.9	120 x 150 x 150	1

D2

Specially fabricated miniature steel drum with the drum top fitted with four 2" female threaded openings

Used for floor display in showrooms. Drum can display 4 pumps

Does not include products



ORDERING INFORMATION

CAT NR.	STAND DIMENSIONS		BOX QTY.
	(INCH)	(MM)	
D5	17.9 dia. x 26 height	455 dia. x 660 height	1

D10

Display Stand for Torque Wrenches



Supplied without Torque Wrenches

ORDERING INFORMATION

CAT NR.	DESCRIPTION	BOX QTY.
D10	Torque wrench merchandiser stand (Torque wrench not included)	1

D19

Grease cartridge merchandiser stand for 10 cartridges



ORDERING INFORMATION

CAT NR.	DESCRIPTION	BOX QTY.
D19	Merchandiser for 10 cartridges	1

D17

Two sided banner mounting standee.



ORDERING INFORMATION

CAT NR.	DESCRIPTION	BOX QTY.
D17	Two sided banner mounting standee	1

D14

LED display stand with perforated sheet & branding (Supplied without products)



ORDERING INFORMATION

CAT NR.	DESCRIPTION	BOX QTY.
D14	LED display stand with perforated sheet & branding	1

GET IN TOUCH WITH US!

GROZ has an extensive sales team across India, to help you out with any query related to product, application or installation.

AREA	EMAIL ADDRESS
NORTH	
Bhiwadi	grozgurgaon6@groz-tools.com
Chandigarh	grozchandigarh@groz-tools.com
Delhi	grozdelhi@groz-tools.com
Faridabad	grozgurgaon1@groz-tools.com
Ghaziabad	grozghaziabad@groz-tools.com
Gurugram	grozgurgaon3@groz-tools.com
Lucknow	grozlucknow@groz-tools.com
Ludhiana	grozludhiana@groz-tools.com
Rudrapur	grozrudrapur@groz-tools.com
EAST	
Bhubaneshwar	grozorissa@groz-tools.com
Durgapur	grozdurgapur@groz-tools.com
Guwahati	grozguwahati@groz-tools.com
Jamshedpur	grozjamshedpur@groz-tools.com
Kolkata	grozkolkata@groz-tools.com
Patna	grozpatna@groz-tools.com
Raipur	grozraipur@groz-tools.com
WEST	
Ahmedabad	grozahmedabad@groz-tools.com
Indore	grozindore@groz-tools.com
Jaipur	grozjaipur@groz-tools.com
Mumbai	grozmumbai@groz-tools.com
Nagpur	groznagpur@groz-tools.com
Pune	grozpune1@groz-tools.com
Rajkot	grozrajkot@groz-tools.com
Satna	grozsatna@groz-tools.com
Udaipur	grozudaipur@groz-tools.com
Vadodara	grozvadodara@groz-tools.com
SOUTH	
Bengaluru	grozbengaluru@groz-tools.com
Chennai	grozchennai@groz-tools.com
Coimbatore	grozcoimbatore@groz-tools.com
Hyderabad	grozhyderabad@groz-tools.com
Kerala	grozkerala@groz-tools.com
Vijayawada	grozvijayawada@groz-tools.com

All spare parts and kits are available. For any service and spare parts related queries, write to us at

care.dom@groz-tools.com




Groz Engineering Tools (P) Ltd.
Groz Net Industries

Village Kherki Daula, National Highway-8
Gurugram-122001, Haryana, INDIA
TEL +91.124.282.7734 / 282.7740 / 282.7777
FAX +91.124.282.7980 / 221.7986
E-MAIL india@groz-tools.com
URL www.groz-tools.com

CONNECT WITH US!



For circulation in INDIA & SAARC Nations

The GROZ name, GROZ logo and the  mark are trademarks of Groz Engineering Tools (P) Ltd., India